

# SWISS MARKET INDEX

ISIN: **CH0009980894** WKN: -

## Overview

2024/08/16 11:31:39	
Price	<b>12,211.40</b> CHF
Difference	<span style="color: green;">▲</span> 0.50% (61.18)

General attributes	
ISIN	CH0009980894
Symbol	SMI
Country	Switzerland
Instruments in index	20
Type of index	Price Index
Security type	Index

Market data	
Open	12,171.05 CHF
High	12,222.01 CHF
Low	12,172.55 CHF
Close (prev. day)	12,150.22 CHF
Trading volume (m)	3,733,243
Volume (pcs)	371,548,441

Top 5			
Name	Price	+ - (%)	Trend
UBS GROUP	26.58	+1.53	<span style="color: green;">▲</span>
SIKA AG	259.50	+1.17	<span style="color: green;">▲</span>
GIVAUDAN S...	4,207.00	+0.94	<span style="color: grey;">↔</span>
LOGITECH I...	78.34	+0.93	<span style="color: grey;">↔</span>
SWISS RE A...	109.20	+0.83	<span style="color: grey;">↔</span>
Intraday 1W 1M 6m 1Y 3Y			

Flop 5			
Name	Price	+ - (%)	Trend
ROCHE HOLD...	281.40	-0.11	<span style="color: grey;">↔</span>
Intraday 1W 1M 6m 1Y 3Y			

Futures and Options	
Related Futures	15
Related Options	-



Information about previous performance does not guarantee future performance.  
Source: FactSet

### Recent research

on market		
Date	Headline	Download
2024/08/12	Global Equity Ratings	<a href="#">Download</a>
2024/07/12	Global Equity Ratings	<a href="#">Download</a>
2024/07/03	Global Strategy 3Q 2024	<a href="#">Download</a>
2024/06/21	Global Equity Ratings	<a href="#">Download</a>
2024/05/02	FX markets reflect uncertain interest rate outlook	<a href="#">Download</a>

## Details

2024/08/16 11:31:39

Price

**12,211.40** CHF

Difference ▲ 0.50% (61.18)

### General attributes

ISIN CH0009980894

Symbol SMI

Country Switzerland

Security type Index

Instruments in index 20

### Market data

Open 12,171.05 CHF

High 12,222.01 CHF

Low 12,172.55 CHF

Close (prev. day) 12,150.22 CHF

Trading volume (m) 3,733,243

Volume (pcs) 371,548,441

### Performance and Risk

	6m	1Y	3Y
Perf (%)	+7.67%	+10.61%	-2.52%
Perf (abs.)	+866.04	+1,165.00	-314.22
Beta	-	-	-
Volatility	12.79	11.32	13.52




























5Y

Information about previous performance does not guarantee future performance.  
Source: FactSet

### Price data

Ø price 5 days   Ø volume 5 days (pcs.)	11,977.97 CHF (14,497,078)
Ø price 30 days   Ø volume 30 days (pcs.)	12,088.72 CHF (18,290,673)
Ø price 100 days   Ø volume 100 days (pcs.)	11,855.02 CHF (20,576,143)
Ø price 250 days   Ø volume 250 days (pcs.)	11,373.65 CHF (20,716,624)
YTD High   date	12,434.03 CHF (2024/07/15)
YTD Low   date	11,064.90 CHF (2024/02/09)
52 Weeks High   date	12,434.03 CHF (2024/07/15)
52 Weeks Low   date	10,251.33 CHF (2023/10/23)

## Composition

Name  ISIN	Price	Diff %  Diff +/-	Performance 	Date Time	Turnover Pc.  Turnover Money 
ABB LTD CH0012221716	47.46	0.44% 0.21		24/08/16 11:31:02	497,290 23,553,507.44
ALCON AG CH0432492467	82.20	0.05% 0.04		24/08/16 11:30:26	114,717 9,423,300.07
COMPAGNIE FINANCIERE RICH... CH0210483332	133.20	0.08% 0.10		24/08/16 11:30:11	125,388 16,721,955.63
GEBERIT AG CH0030170408	518.60	0.00% 0.00		24/08/16 11:28:42	19,669 10,157,356.30
GIVAUDAN SA CH0010645932	4,207.00	0.94% 39.00		24/08/16 11:28:34	1,947 8,156,605.00
HOLCIM LTD. CH0012214059	78.44	0.69% 0.54		24/08/16 11:30:00	201,536 15,768,539.44
KUEHNE & NAGEL INTERNATIO... CH0025238863	258.30	0.12% 0.30		24/08/16 11:30:58	14,151 3,659,082.95
LOGITECH INTERNATIONAL SA CH0025751329	78.34	0.93% 0.72		24/08/16 11:31:39	169,086 13,192,809.84
LONZA GROUP AG CH0013841017	554.00	0.47% 2.60		24/08/16 11:31:16	46,147 25,538,813.00
NESTLÉ SA CH0038863350	89.72	0.49% 0.44		24/08/16 11:31:13	746,196 66,836,055.91
NOVARTIS AG CH0012005267	99.45	0.69% 0.68		24/08/16 11:31:24	663,281 65,841,796.32
PARTNERS GROUP HOLDING AG CH0024608827	1,194.00	0.67% 8.00		24/08/16 11:30:19	7,522 8,945,769.50
ROCHE HOLDINGS AG GENUSSC... CH0012032048	281.40	-0.11% -0.30		24/08/16 11:31:16	201,543 56,792,336.85
SIKA AG CH0418792922	259.50	1.17% 3.00		24/08/16 11:30:34	57,615 14,882,886.90
SONOVA HOLDING AG CH0012549785	291.90	0.62% 1.80		24/08/16 11:30:07	14,251 4,149,086.95
SWISS LIFE HOLDING AG CH0014852781	670.60	0.42% 2.80		24/08/16 11:30:00	11,263 7,545,295.50
SWISS RE AG CH0126881561	109.20	0.83% 0.90		24/08/16 11:30:25	150,236 16,337,240.15
SWISSCOM AG CH0008742519	530.00	0.28% 1.50		24/08/16 11:29:56	11,681 6,178,818.00
UBS GROUP CH0244767585	26.58	1.53% 0.40		24/08/16 11:31:38	1,111,261 29,407,453.96
ZURICH INSURANCE GROUP AG CH0011075394	482.40	0.52% 2.50		24/08/16 11:30:57	57,891 27,873,975.50