

SWISS MARKET INDEX

ISIN: CH0009980894 WKN: -

Overview

2024/08/07 17:31:49

Price

11,843.18 CHF

Difference ▲ 2.89% (332.72)

General attributes

ISIN	CH0009980894
Symbol	SMI
Country	Switzerland
Instruments in index	20
Type of index	Price Index
Security type	Index

Market data

Open	11,593.44 CHF
High	11,865.57 CHF
Low	11,587.56 CHF
Close (prev. day)	11,510.46 CHF
Trading volume (m)	20,585,117
Volume (pcs)	2,060,949,413

Top 5

Name	Price	+ - (%)	Trend
UBS GROUP	24.72	+3.78	▲
NOVARTIS A...	96.74	+3.70	▲
HOLCIM LTD...	76.18	+3.62	▲
SIKA AG	248.40	+3.41	▲
PARTNERS G...	1,115.50	+3.33	▲

Intraday 1W 1M 6m 1Y 3Y

Flop 5

Name	Price	+ - (%)	Trend
SWISSCOM A...	521.50	+1.16	▲
GIVAUDAN S...	4,140.00	+1.72	▲
NESTLÉ SA	89.28	+2.01	▲

5Y



Information about previous performance does not guarantee future performance.
Source: FactSet

Recent research

Date	Headline	Download
2024/07/12	Global Equity Ratings	Download
2024/07/03	Global Strategy 3Q 2024	Download
2024/06/21	Global Equity Ratings	Download
2024/05/02	FX markets reflect uncertain interest rate outlook	Download
2024/03/26	Global Strategy 2Q 2024	Download

SWISS MARKET INDEX

GEBERIT AG 526.80 +2.25 

COMPAGNIE 125.35 +2.41 

...

Intraday 1W 1M 6m 1Y 3Y

Futures and Options

Related Futures 15

Related Options -

Details

2024/08/07 17:31:49

Price

11,843.18 CHF

Difference ▲ 2.89% (332.72)

General attributes

ISIN CH0009980894

Symbol SMI

Country Switzerland

Security type Index

Instruments in index 20

Market data

Open 11,593.44 CHF

High 11,865.57 CHF

Low 11,587.56 CHF

Close (prev. day) 11,510.46 CHF

Trading volume (m) 20,585,117

Volume (pcs) 2,060,949,413

Performance and Risk

	6m	1Y	3Y
Perf (%)	+5.65%	+6.62%	-2.74%
Perf (abs.)	+632.93	+735.71	-333.12
Beta	-	-	-
Volatility	12.76	11.33	13.51

5Y




























Information about previous performance does not guarantee future performance.
Source: FactSet

Price data

Ø price 5 days Ø volume 5 days (pcs.)	11,817.97 CHF (31,012,396)
Ø price 30 days Ø volume 30 days (pcs.)	12,101.24 CHF (18,653,828)
Ø price 100 days Ø volume 100 days (pcs.)	11,837.92 CHF (21,729,462)
Ø price 250 days Ø volume 250 days (pcs.)	11,351.60 CHF (20,814,139)
YTD High date	12,434.03 CHF (2024/07/15)
YTD Low date	11,064.90 CHF (2024/02/09)
52 Weeks High date	12,434.03 CHF (2024/07/15)
52 Weeks Low date	10,251.33 CHF (2023/10/23)

Composition

Name  ISIN	Price	Diff %  Diff +/-	Performance 	Date Time	Turnover Pc.  Turnover Money 
ABB LTD CH0012221716	44.97	3.09% 1.35		24/08/07 17:31:49	2,768,321 124,033,842.54
ALCON AG CH0432492467	80.00	3.31% 2.56		24/08/07 17:31:49	500,092 39,835,568.12
COMPAGNIE FINANCIERE RICH... CH0210483332	125.35	2.41% 2.95		24/08/07 17:31:49	875,003 109,138,476.26
GEBERIT AG CH0030170408	526.80	2.25% 11.60		24/08/07 17:31:49	66,853 35,199,089.30
GIVAUDAN SA CH0010645932	4,140.00	1.72% 70.00		24/08/07 17:31:49	18,822 77,907,352.00
HOLCIM LTD. CH0012214059	76.18	3.62% 2.66		24/08/07 17:31:49	1,706,831 129,844,610.04
KUEHNE & NAGEL INTERNATIO... CH0025238863	255.80	3.06% 7.60		24/08/07 17:31:49	160,422 40,749,600.15
LOGITECH INTERNATIONAL SA CH0025751329	74.06	2.72% 1.96		24/08/07 17:31:49	607,618 44,744,851.68
LONZA GROUP AG CH0013841017	561.80	2.74% 15.00		24/08/07 17:31:49	111,558 62,433,841.50
NESTLÉ SA CH0038863350	89.28	2.01% 1.76		24/08/07 17:31:49	3,304,474 292,890,900.47
NOVARTIS AG CH0012005267	96.74	3.70% 3.45		24/08/07 17:31:49	3,287,683 315,703,817.10
PARTNERS GROUP HOLDING AG CH0024608827	1,115.50	3.33% 36.00		24/08/07 17:31:49	53,777 59,697,453.50
ROCHE HOLDINGS AG GENUSSC... CH0012032048	274.20	2.89% 7.70		24/08/07 17:31:49	1,196,592 326,907,782.85
SIKA AG CH0418792922	248.40	3.41% 8.20		24/08/07 17:31:49	272,219 67,562,525.55
SONOVA HOLDING AG CH0012549785	281.00	3.23% 8.80		24/08/07 17:31:49	194,059 54,378,557.95
SWISS LIFE HOLDING AG CH0014852781	643.40	2.62% 16.40		24/08/07 17:31:49	72,310 46,385,509.40
SWISS RE AG CH0126881561	102.55	2.55% 2.55		24/08/07 17:31:49	735,165 75,209,779.35
SWISSCOM AG CH0008742519	521.50	1.16% 6.00		24/08/07 17:31:49	119,688 62,328,638.00
UBS GROUP CH0244767585	24.72	3.78% 0.90		24/08/07 17:31:49	6,193,109 152,339,717.14
ZURICH INSURANCE GROUP AG CH0011075394	465.10	2.74% 12.40		24/08/07 17:31:49	277,134 128,292,901.55