

SWISS MARKET INDEX

ISIN: CH0009980894 WKN: -

Overview

2024/06/24 17:31:58	
Price	12,157.29 CHF
Difference	▲ 1.20% (144.42)

General attributes	
ISIN	CH0009980894
Symbol	SMI
Country	Switzerland
Instruments in index	20
Type of index	Price Index
Security type	Index

Market data	
Open	12,009.28 CHF
High	12,180.57 CHF
Low	11,999.85 CHF
Close (prev. day)	12,012.87 CHF
Trading volume (m)	18,568,586
Volume (pcs)	1,899,517,989

Top 5			
Name	Price	+ - (%)	Trend
NOVARTIS A...	96.01	+2.15	▲
LONZA GROU...	487.10	+2.07	▲
GEBERIT AG	547.40	+1.82	▲
ALCON AG	80.80	+1.74	▲
PARTNERS G...	1,171.00	+1.47	▲
Intraday 1W 1M 6m 1Y 3Y			

Flop 5			
Name	Price	+ - (%)	Trend
HOLCIM LTD...	78.78	+0.10	↔
SWISS LIFE...	656.00	+0.34	↔
SWISS RE A...	113.10	+0.58	↔
ABB LTD	50.12	+0.66	↔



Information about previous performance does not guarantee future performance.
Source: FactSet

Recent research

on market		
Date	Headline	Download
2024/06/21	Global Equity Ratings	Download
2024/05/02	FX markets reflect uncertain interest rate outlook	Download
2024/03/26	Global Strategy 2Q 2024	Download
2024/02/22	Global Equity Ratings	Download
2024/02/14	Global Equity Ratings	Download

SIKA AG 257.20 +0.70 

Intraday 1W 1M 6m 1Y 3Y

Futures and Options

Related Futures 15

Related Options -

Details

2024/06/24 17:31:58

Price

12,157.29 CHF

Difference ▲ 1.20% (144.42)

General attributes

ISIN CH0009980894

Symbol SMI

Country Switzerland

Security type Index

Instruments in index 20

Market data

Open 12,009.28 CHF

High 12,180.57 CHF

Low 11,999.85 CHF

Close (prev. day) 12,012.87 CHF

Trading volume (m) 18,568,586

Volume (pcs) 1,899,517,989

Performance and Risk

	6m	1Y	3Y
Perf (%)	+9.00%	+8.34%	+1.36%
Perf (abs.)	+1,004.20	+936.07	+163.65
Beta	-	-	-
Volatility	10.31	10.26	13.16




























Information about previous performance does not guarantee future performance.
Source: FactSet

Price data

Ø price 5 days Ø volume 5 days (pcs.)	12,081.03 CHF (25,979,225)
Ø price 30 days Ø volume 30 days (pcs.)	12,012.13 CHF (22,560,195)
Ø price 100 days Ø volume 100 days (pcs.)	11,615.55 CHF (22,390,904)
Ø price 250 days Ø volume 250 days (pcs.)	11,231.71 CHF (20,551,279)
YTD High date	12,295.18 CHF (2024/06/07)
YTD Low date	11,064.90 CHF (2024/02/09)
52 Weeks High date	12,295.18 CHF (2024/06/07)
52 Weeks Low date	10,251.33 CHF (2023/10/23)

Composition

Name  ISIN	Price	Diff %  Diff +/-	Performance 	Date Time	Turnover Pc.  Turnover Money 
ABB LTD CH0012221716	50.12	0.66% 0.33		24/06/24 17:31:58	3,082,787 154,539,521.40
ALCON AG CH0432492467	80.80	1.74% 1.38		24/06/24 17:31:58	934,613 75,241,140.11
COMPAGNIE FINANCIERE RICH... CH0210483332	140.50	1.12% 1.55		24/06/24 17:31:58	1,030,447 144,146,582.55
GEBERIT AG CH0030170408	547.40	1.82% 9.80		24/06/24 17:31:58	64,358 35,072,870.70
GIVAUDAN SA CH0010645932	4,349.00	0.81% 35.00		24/06/24 17:31:58	14,605 63,368,505.00
HOLCIM LTD. CH0012214059	78.78	0.10% 0.08		24/06/24 17:31:58	981,211 77,454,983.93
KUEHNE & NAGEL INTERNATIO... CH0025238863	259.00	1.21% 3.10		24/06/24 17:31:58	141,847 36,581,112.15
LOGITECH INTERNATIONAL SA CH0025751329	87.38	1.04% 0.90		24/06/24 17:31:58	494,165 43,032,487.98
LONZA GROUP AG CH0013841017	487.10	2.07% 9.90		24/06/24 17:31:58	142,389 68,824,698.00
NESTLÉ SA CH0038863350	94.68	1.05% 0.98		24/06/24 17:31:58	3,419,838 323,574,719.31
NOVARTIS AG CH0012005267	96.01	2.15% 2.02		24/06/24 17:31:58	3,614,314 345,980,114.62
PARTNERS GROUP HOLDING AG CH0024608827	1,171.00	1.47% 17.00		24/06/24 17:31:58	32,590 38,041,691.50
ROCHE HOLDINGS AG GENUSSC... CH0012032048	255.40	1.03% 2.60		24/06/24 17:31:58	981,883 249,825,332.15
SIKA AG CH0418792922	257.20	0.70% 1.80		24/06/24 17:31:58	256,581 65,826,265.75
SONOVA HOLDING AG CH0012549785	273.20	0.74% 2.00		24/06/24 17:31:58	98,841 26,881,858.60
SWISS LIFE HOLDING AG CH0014852781	656.00	0.34% 2.20		24/06/24 17:31:58	74,845 48,889,958.50
SWISS RE AG CH0126881561	113.10	0.58% 0.65		24/06/24 17:31:58	795,475 89,455,803.32
SWISSCOM AG CH0008742519	506.50	1.30% 6.50		24/06/24 17:31:58	90,723 45,754,287.25
UBS GROUP CH0244767585	27.38	1.29% 0.35		24/06/24 17:31:58	4,093,509 111,910,155.69
ZURICH INSURANCE GROUP AG CH0011075394	487.20	0.91% 4.40		24/06/24 17:31:58	174,950 85,060,371.75