

# SWISS MARKET INDEX

ISIN: **CH0009980894** WKN: -

## Overview

2024/04/19 17:30:11	
<b>Price</b>	<b>11,296.40</b> CHF
<b>Difference</b>	<span style="color: green;">▲</span> 0.59% (65.97)

General attributes	
ISIN	CH0009980894
Symbol	SMI
Country	Switzerland
Instruments in index	20
Type of index	Price Index
Security type	Index

Market data	
Open	11,126.91 CHF
High	11,296.40 CHF
Low	11,127.42 CHF
Close (prev. day)	11,230.43 CHF
Trading volume (m)	27,772,114
Volume (pcs)	2,715,426,898

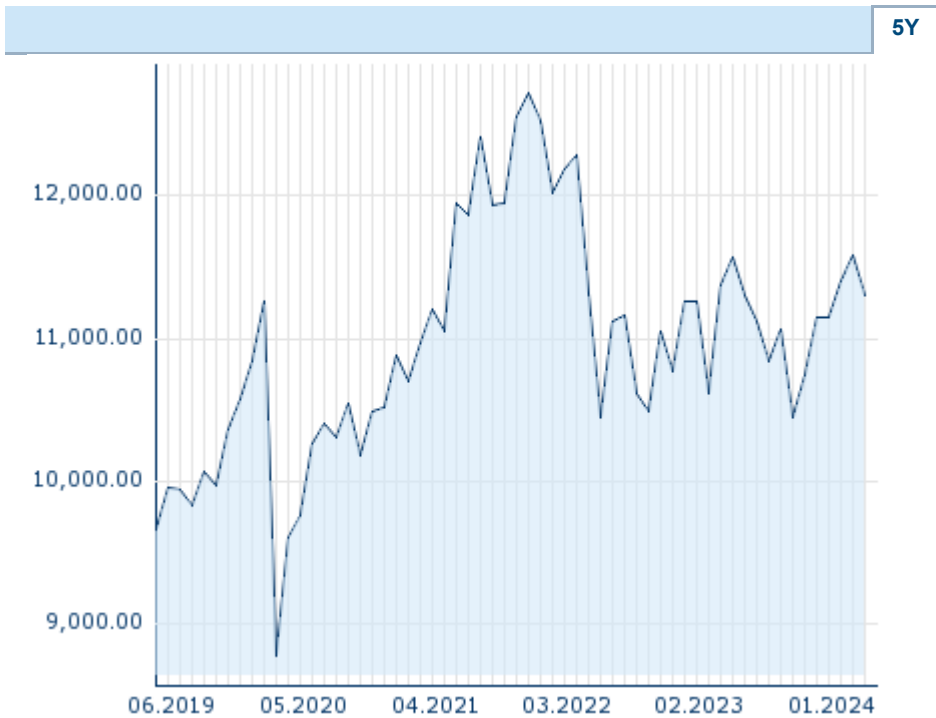
### Top 5

Name	Price	+ - (%)	Trend
NESTLÉ SA	95.24	+2.15	<span style="color: green;">▲</span>
SWISSCOM A...	518.50	+1.47	<span style="color: green;">▲</span>
GIVAUDAN S...	3,951.00	+1.26	<span style="color: green;">▲</span>
ZURICH INS...	448.40	+1.22	<span style="color: green;">▲</span>
NOVARTIS A...	85.53	+1.19	<span style="color: green;">▲</span>

Intraday 1W 1M 6m 1Y 3Y

### Flop 5


Name	Price	+ - (%)	Trend
SIKA AG	255.90	-1.99	<span style="color: red;">▼</span>
LONZA GROU...	502.80	-1.45	<span style="color: red;">▼</span>
LOGITECH I...	70.98	-1.20	<span style="color: red;">▼</span>



Information about previous performance does not guarantee future performance.  
Source: FactSet

### Recent research

on market		
Date	Headline	Download
2024/03/26	Global Strategy 2Q 2024	<a href="#">Download</a>
2024/02/22	Global Equity Ratings	<a href="#">Download</a>
2024/02/14	Global Equity Ratings	<a href="#">Download</a>
2024/01/23	Minor movements in the euro expected	<a href="#">Download</a>
2024/01/09	Global Strategy 1Q 2024	<a href="#">Download</a>

PARTNERS 1,189.00 -1.16 

G...

KUEHNE & N... 248.70 -0.96 

Intraday 1W 1M 6m 1Y 3Y

**Futures and Options**

Related Futures 15

Related Options -

## Details

2024/04/19 17:30:11

Price

**11,296.40** CHF

Difference ▲ 0.59% (65.97)

### General attributes

ISIN CH0009980894

Symbol SMI

Country Switzerland

Security type Index

Instruments in index 20

### Market data

Open 11,126.91 CHF

High 11,296.40 CHF

Low 11,127.42 CHF

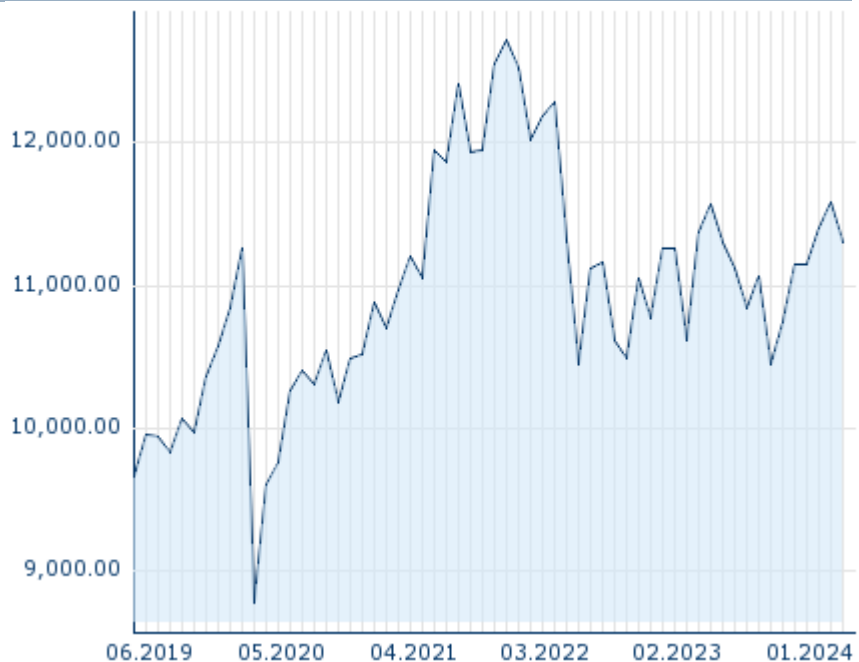
Close (prev. day) 11,230.43 CHF

Trading volume (m) 27,772,114

Volume (pcs) 2,715,426,898

### Performance and Risk

	6m	1Y	3Y
Perf (%)	+8.12%	-0.61%	+0.77%
Perf (abs.)	+848.17	-69.82	+86.56
Beta	-	-	-
Volatility	8.91	10.11	13.08



5Y

Information about previous performance does not guarantee future performance.  
Source: FactSet

### Price data

Ø price 5 days   Ø volume 5 days (pcs.)	11,270.23 CHF (22,421,277)
Ø price 30 days   Ø volume 30 days (pcs.)	11,564.33 CHF (23,894,265)
Ø price 100 days   Ø volume 100 days (pcs.)	11,312.92 CHF (21,466,413)
Ø price 250 days   Ø volume 250 days (pcs.)	11,157.76 CHF (23,020,663)
YTD High   date	11,799.91 CHF (2024/03/13)
YTD Low   date	11,064.90 CHF (2024/02/09)
52 Weeks High   date	11,799.91 CHF (2024/03/13)
52 Weeks Low   date	10,251.33 CHF (2023/10/23)

## Composition

Name  ISIN	Price	Diff %  Diff +/-	Performance 	Date Time	Turnover Pc.  Turnover Money 
ABB LTD CH0012221716	44.64	0.70% 0.31		24/04/19 17:30:11	4,907,124 217,094,343.10
ALCON AG CH0432492467	72.48	0.50% 0.36		24/04/19 17:30:11	1,100,168 79,344,612.82
COMPAGNIE FINANCIERE RICH... CH0210483332	127.45	-0.78% -1.00		24/04/19 17:30:11	1,717,092 218,086,366.28
GEBERIT AG CH0030170408	485.50	-0.19% -0.90		24/04/19 17:30:11	135,798 65,733,330.45
GIVAUDAN SA CH0010645932	3,951.00	1.26% 49.00		24/04/19 17:30:11	23,191 91,255,795.50
HOLCIM LTD. CH0012214059	77.54	-0.36% -0.28		24/04/19 17:30:11	1,588,546 122,565,993.02
KUEHNE & NAGEL INTERNATIO... CH0025238863	248.70	-0.96% -2.40		24/04/19 17:30:11	213,696 53,261,948.85
LOGITECH INTERNATIONAL SA CH0025751329	70.98	-1.20% -0.86		24/04/19 17:30:11	554,114 39,302,148.28
LONZA GROUP AG CH0013841017	502.80	-1.45% -7.40		24/04/19 17:30:11	262,158 131,658,452.32
NESTLÉ SA CH0038863350	95.24	2.15% 2.00		24/04/19 17:30:11	6,072,878 574,326,672.69
NOVARTIS AG CH0012005267	85.53	1.19% 1.01		24/04/19 17:30:11	3,708,854 314,568,998.23
PARTNERS GROUP HOLDING AG CH0024608827	1,189.00	-1.16% -14.00		24/04/19 17:30:11	67,452 80,029,502.25
ROCHE HOLDINGS AG GENUSSC... CH0012032048	222.10	0.95% 2.10		24/04/19 17:30:11	1,361,503 300,545,892.10
SIKA AG CH0418792922	255.90	-1.99% -5.20		24/04/19 17:30:11	356,768 91,383,222.20
SONOVA HOLDING AG CH0012549785	248.00	-0.28% -0.70		24/04/19 17:30:11	155,316 38,455,777.65
SWISS LIFE HOLDING AG CH0014852781	611.20	0.49% 3.00		24/04/19 17:30:11	115,916 70,329,491.30
SWISS RE AG CH0126881561	98.12	0.12% 0.12		24/04/19 17:30:11	1,137,255 111,128,471.98
SWISSCOM AG CH0008742519	518.50	1.47% 7.50		24/04/19 17:30:11	114,426 59,003,723.25
UBS GROUP CH0244767585	25.70	-0.43% -0.11		24/04/19 17:30:11	6,413,702 163,969,718.26
ZURICH INSURANCE GROUP AG CH0011075394	448.40	1.22% 5.40		24/04/19 17:30:11	404,821 179,828,250.15