

ROYAL BANK OF CANADA

ISIN: CA7800871021      WKN: 780087102

Overview

2024/04/18 22:00:00	
Price	133.52 CAD
Difference	<span>0.17% (0.22)</span>

General attributes	
ISIN	CA7800871021
Symbol	RY
Exchange	Toronto Stock Exchange
Currency	CAD
Sector	Financial
Security type	Stock
Market cap (m)	127,908 EUR
Benchmark	S&P/TSX 60 INDEX

Market data	
Bid (Bid size)	133.30 CAD (3,000)
Ask (Ask size)	133.65 CAD (100)
Open	133.03 CAD
High	134.36 CAD
Low	132.85 CAD
Close (prev. day)	133.30 CAD
VWAP	133.270292 CAD
Volume (pcs)	7,986,620
Trading volume	1,064,379,176.21
Number of trades	8,044
Last size	200








Futures and Options	
Related Futures	15
Related Options	-

PDF Downloads	
Company report: ROYAL BANK OF CANADA	




Information about previous performance does not guarantee future performance.  
Source: FactSet

Recent research

on instrument		on sector	
Date		Headline	Download
2024/04/03		Global Equity Ratings	
2024/03/13		Global Equity Ratings	
2024/02/22		Global Equity Ratings	
2024/02/14		Global Equity Ratings	
2024/01/23		Global Equity Ratings	

Details

2024/04/18 22:00:00		
Price	133.52 CAD	
Difference		0.17% (0.22)

General attributes	
ISIN	CA7800871021
Symbol	RY
Exchange	Toronto Stock Exchange
Currency	CAD
Sector	Financial
Security type	Stock
Market cap (m)	127,908 EUR
Benchmark	S&P/TSX 60 INDEX

Market data	
Bid (Bid size)	133.30 CAD (3,000)
Ask (Ask size)	133.65 CAD (100)
Open	133.03 CAD
High	134.36 CAD
Low	132.85 CAD
Close (prev. day)	133.30 CAD
VWAP	133.270292 CAD
Volume (pcs)	7,986,620
Trading volume	1,064,379,176.21
Number of trades	8,044
Last size	200

Performance and Risk			
	6m	1Y	3Y
Perf (%)	+13.30%	-0.58%	+14.75%
Perf (abs.)	+10.65	-0.53	+11.66
Beta	0.98	0.97	0.85
Volatility	15.29	15.93	16.85



Information about previous performance does not guarantee future performance.  
Source: FactSet

Price data	
Ø price 5 days   Ø volume 5 days (pcs.)	134.86 CAD (5,755,066)
Ø price 30 days   Ø volume 30 days (pcs.)	135.66 CAD (3,517,205)
Ø price 100 days   Ø volume 100 days (pcs.)	131.93 CAD (4,752,768)
Ø price 250 days   Ø volume 250 days (pcs.)	126.63 CAD (4,378,091)
YTD High   date	140.77 CAD (2024/04/09)
YTD Low   date	127.60 CAD (2024/02/13)
52 Weeks High   date	140.77 CAD (2024/04/09)
52 Weeks Low   date	107.92 CAD (2023/10/25)

All listings for ROYAL BANK OF CANADA					
Exchange 	Date	Time	Price	Trading volume (mio.)	Number of trades
Tradegate	2024/04/18	22:02	91.02 EUR	0.00	3
Toronto Stock Exchange	2024/04/18	22:00	133.52 CAD	1,064.38	8,044
Stuttgart	2024/04/18	21:57	90.98 EUR	0.00	11
NYSE	2024/04/18	22:00	96.90 USD	56.32	9,432
Munich	2024/04/18	08:04	91.28 EUR	0.00	1

	18					
London Stock Exchange	2024/04/03	17:26	100.3624 USD	0.01		3
Frankfurt	2024/04/18	15:29	90.92 EUR	0.00		4
Duesseldorf	2024/04/18	19:31	90.34 EUR	0.00		5
Berlin	2024/04/18	08:04	90.37 EUR	0.00		1

## Company profile

### Company Logo

#### Contact Details

ROYAL BANK OF CANADA

--

Royal Bank Plaza, 200 Bay Street - M5J 2J5  
Toronto

Telefon: +1-888-212-5533

Fax: +

E-mail: -

#### PDF Downloads

Company report: ROYAL BANK OF  
CANADA

### Company Profile

Royal Bank of Canada engages in the provision of banking and financial services. It operates through the following segments: Personal and Commercial Banking, Wealth Management, Insurance, Capital Markets, and Corporate Support. The Personal and Commercial Banking segment deals with a broad suite of financial products and services in both individual and business clients in Canada, the Caribbean, and the U.S. The Wealth Management segment offers a suite of wealth, investment, trust, banking, credit, and other advice-based solutions. It also offers other wealth management solutions to institutional and individual clients through its distribution channels and third-party distributors. The Insurance segment refers to a suite of advice and solutions for individual and business clients including life, health, wealth, property and casualty, travel, group benefits, annuities, and reinsurance. The Capital Markets segment is involved in the provision of advisory and origination, sales and trading, lending and financing and transaction banking to corporations, institutional clients, asset managers, private equity firms and governments globally. The Corporate Support segment consists of technology and operations services. The company was founded by J. W. Merrell, Edward Kenny, T. C. Kinneer, James B. Duffus, William Cunard, John Tobin, George P. Mitchell and Jeremiah Northup in 1864 and is headquartered in Toronto, Canada.

#### Members of Management Board

David I. McKay	Chairman of Managing Board
Bruce Ross	Member of Executive Committee
Christoph Knoess	Member of Executive Committee
Derek Neldner	Member of Executive Committee
Doug Guzman	Member of Executive Committee
Graeme Hepworth	Member of Executive Committee
Kelly Pereira	Member of Executive Committee
Maria Douvas	Member of Executive Committee
Nadine Ahn	Member of Executive Committee
Neil McLaughlin	Member of Executive Committee

#### Board of directors

Jacynthe Côté	Chairman of Supervisory Board
Amanda Norton	Member of Supervisory Board
Andrew Chisholm	Member of Supervisory Board
Barry Perry	Member of Supervisory Board
Bridget van Kralingen	Member of Supervisory Board
Cynthia Devine	Member of Supervisory Board
Frank Vettese	Member of Supervisory Board
Jeffery Yabuki	Member of Supervisory Board
Mary Turcke	Member of Supervisory Board
Mirko Bibic	Member of Supervisory Board
Roberta Jamieson	Member of Supervisory Board
Thierry Vandal	Member of Supervisory Board
Toos Daruvala	Member of Supervisory Board