


BANK OF NOVA SCOTIA


ISIN: CA0641491075 WKN: 064149107 Asset Class: Stock

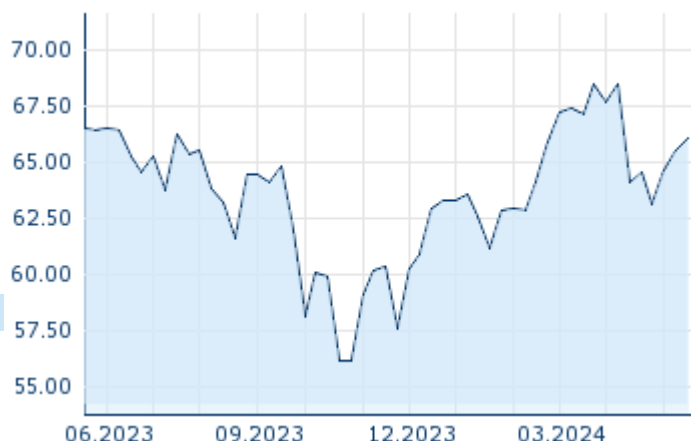
Company



2024/05/15 21:28:39

Price
66.08
CAD

Difference  **0.84%(0.55)**



Contact Details

THE BANK OF NOVA SCOTIA
--
Scotia Plaza, 44 King Street
West
M5H 1H1 Toronto

Tel: +1-416-866-6161
Fax: +1-416-866-3750
Web:
<http://www.scotiabank.com>
E-mail:
email@scotiabank.com

Company Profile

The Bank of Nova Scotia engages in the provision of financial products and services including personal, commercial, corporate, and investment banking. It operates through the following segments: Canadian Banking, International Banking, Global Wealth Management, Global Banking and Markets, and Other. The Other segment includes group treasury and smaller operating segments. The company was founded on March 30, 1832 and is headquartered in Toronto, Canada.

Financial figures, Fiscal year: from 01.11. to 31.10.

Financial figures	2023		2022		2021	
	Assets	Liabilities and equity	Assets	Liabilities and equity	Assets	Liabilities and equity
Cash and cash equivalents	10,173,000,000		11,065,000,000		9,693,000,000	
Bonds	487,707,000,000		454,717,000,000		392,307,000,000	
Receivables	-		-		-	
Accrued liabilities		1,094,000,000		836,000,000		957,000,000
Liabilities		1,332,122,000,000		1,274,669,000,000		1,111,952,000,000
Liabilities to financial institutions		-		-		-
Common stock capital		20,109,000,000		18,707,000,000		18,507,000,000
Equity capital of a company		78,667,000,000		74,749,000,000		72,892,000,000
Total assets	1,410,789,000,000	1,410,789,000,000	1,349,418,000,000	1,349,418,000,000	1,184,844,000,000	1,184,844,000,000

Balance notes

	2023	2022	2021
Accounting standard	IFRS	IFRS	IFRS
Employees	89,483	90,979	89,488
Equity ratio	5.70%	5.65%	6.33%
Debt-equity ratio	1,654.58%	1,669.19%	1,480.17%

Others

	2023	2022	2021
Tax Expense Rate	23.19%	21.78%	22.99%

BANK OF NOVA SCOTIA

ISIN: CA0641491075 WKN: 064149107 Asset Class: Stock

Income statement

	2023	2022	2021
Net income	7,410,000,000	9,916,000,000	9,624,000,000
Net commission surplus	7,261,000,000	6,514,000,000	6,272,000,000
Net trading	-	-	-
Operating income before taxes	9,601,000,000	12,664,000,000	12,487,000,000
Risk provision	-	-	-
Administrative expenses	-	-	-
Income taxes	2,226,000,000	2,758,000,000	2,871,000,000
Result from investments in subsidiaries, associates and other	153,000,000	268,000,000	339,000,000

Board of Directors

Aaron Regent	Chairman of Supervisory Board
Guillermo Enrique Babatz Torres	Member of Supervisory Board
Benita Warmbold	Member of Supervisory Board
Calin Rovinescu	Member of Supervisory Board
Daniel Callahan	Member of Supervisory Board
Lynn Patterson	Member of Supervisory Board
Michael Medline	Member of Supervisory Board
Michael Penner	Member of Supervisory Board
Nora Aufreiter	Member of Supervisory Board
Sandra Stuart	Member of Supervisory Board
Scott Wayne Bonham	Member of Supervisory Board
Una Power	Member of Supervisory Board
W. Dowrich	Member of Supervisory Board

Members of Management Board

Scott Thomson	Chairman of Managing Board
Aris Bogdaneris	Member of Executive Committee
Francisco Aristeguieta	Member of Executive Committee
Glen Gowland	Member of Executive Committee
Jacqui Allard	Member of Executive Committee
Jake Lawrence	Member of Executive Committee
Jenny Poulos	Member of Executive Committee
Michael Zerbs	Member of Executive Committee
Nicole Frew	Member of Executive Committee
Phil Thomas	Member of Executive Committee
Raj Viswanathan	Member of Executive Committee