


# ACCENTIS S.A.


ISIN: BE0003696102 WKN: 000369610 Asset Class: Stock

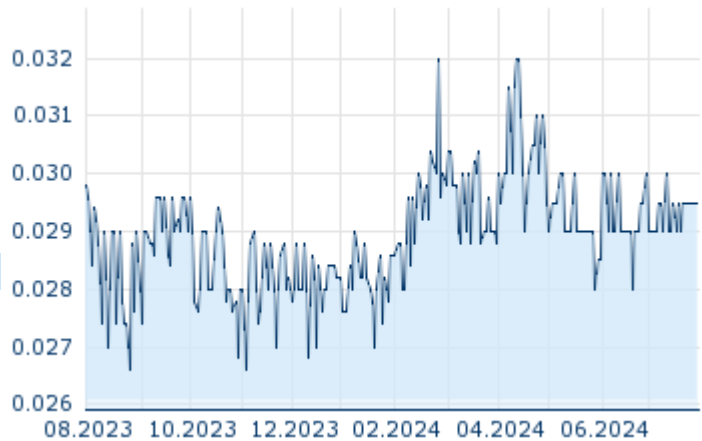
Company

  
real estate asset management

2024/07/29 16:55:23

Price  
**0.03** EUR

Difference  0.00%(0.00)



Contact Details

ACCENTIS SA/NV  
- -  
Noorderlaan 139  
2030 Antwerp

Tel: +32-3-234-94-13  
Fax: +  
Web: <https://www.accentis.com>  
E-mail: [info@accentis.com](mailto:info@accentis.com)

## Company Profile

Accentis SA/NV engages in the provision of real estate management. It operates in the following geographical segments: Belgium, France, Germany, Slovakia, and the Netherlands. The company was founded on December 27, 1994 is headquartered in Antwerp, Belgium.

## Financial figures, Fiscal year: from 01.01. to 31.12.

Financial figures	2023		2022		2021	
	Assets	Liabilities and equity	Assets	Liabilities and equity	Assets	Liabilities and equity
Current assets	-	-	-	-	-	-
Common stock capital		25,500,000		25,500,000		24,345,000
Fixed assets	-	-	-	-	-	-
Equity capital of a company		38,335,000		35,732,000		91,258,000
Cash and cash equivalents	17,733,000		10,955,000		62,671,000	
Accrued liabilities		217,000		251,000		13,000
Other assets	-	-	-	-	-	-
Current liabilities		-		-		-
Prepayments and accrued income	-	-	-	-	-	-
Non-current liabilities		-		-		-
Different income		-		-		-
Other liabilities		1,551,000		2,113,000		1,842,000
Total assets	59,065,000	59,065,000	58,821,000	58,821,000	115,094,000	115,094,000

## Balance notes

	2023	2022	2021
Accounting standard	IFRS	IFRS	IFRS
Employees	3	5	4
Equity ratio	64.90%	60.75%	79.29%
Debt-equity ratio	54.08%	64.62%	26.12%

## Others

	2023	2022	2021
Tax Expense Rate	21.67%	73.39%	1.14%

# ACCENTIS S.A.

ISIN: BE0003696102 WKN: 000369610 Asset Class: Stock

## Income statement

	2023	2022	2021
Turnover	6,976,000	7,588,000	20,944,000
Net income	2,603,000	339,000	17,038,000
EBIT	4,272,000	2,509,000	18,749,000
Operating income before taxes	3,323,000	1,274,000	17,235,000
Cash Flow	2,634,000	1,657,000	2,506,000
Net interest income	-949,000	-1,235,000	-1,514,000
Research and development expenses	-	-	-
Income taxes	720,000	935,000	197,000
Result from investments in subsidiaries, associates and other	0	0	0
Revenues per employee	2,325,333	1,517,600	5,236,000

## Board of Directors

Jacques de Blik	Chairman of Supervisory Board
Axelle Vanthournout	Member of Supervisory Board
Dirk van Vlaenderen	Member of Supervisory Board
Gerard Phillipus Cok	Member of Supervisory Board
Mieke de Clercq	Member of Supervisory Board

## Members of Management Board

Bruno Holthof	Chairman of Managing Board
Evelien Devlieger	Member of Executive Committee