

## MARINOMED BIOTECH AG

ISIN: **ATMARINOMED6** WKN:

-

## Overview

2021/10/22 17:35:19

## Price

107.00 EUR

Difference  0.94% (1.00)

## General attributes

ISIN	ATMARINOMED6
Symbol	MARI
Exchange	Vienna Stock Exchange
Currency	EUR
Sector	Other
Security type	Stock
Market cap (m)	158 EUR
Benchmark	ATX AUSTRIAN TRADED INDEX

## Market data

Bid (Bid size)	-
Ask (Ask size)	-
Open	106.00 EUR
High	107.00 EUR
Low	105.00 EUR
Close (prev. day)	106.00 EUR
VWAP	105.963337 EUR
Volume (pcs)	2,823
Trading volume	299,134.50
Number of trades	14
Last size	10

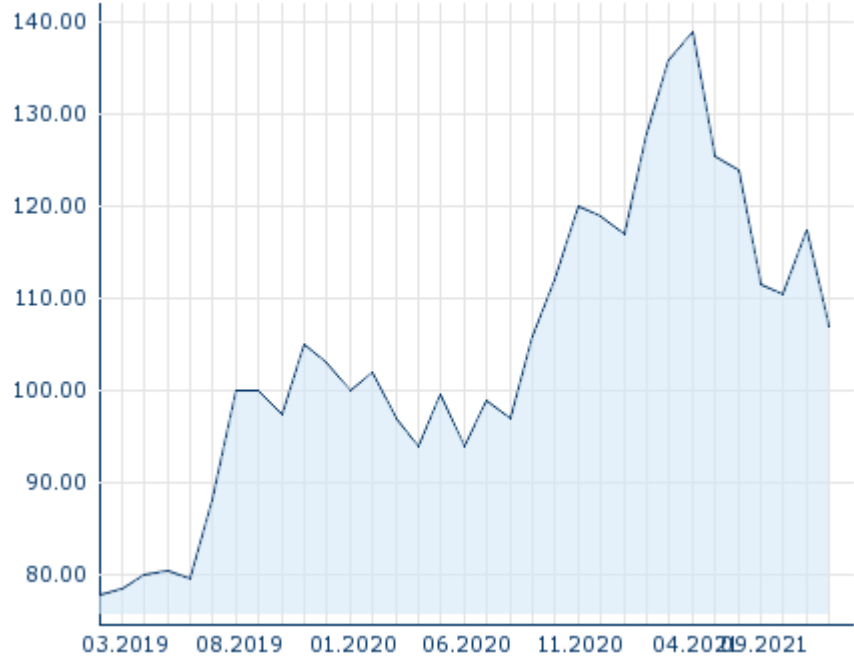
## Futures and Options

Related Futures	-
Related Options	-

## PDF Downloads



Company report: MARINOMED BIOTECH AG 

5Y



Information about previous performance does not guarantee future performance.  
Source: FactSet

## Recent research

on sector		on market	
Date		Headline	Download
2021/10/19		Global Equity Ratings	
2021/09/29		Global Equity Ratings	
2021/09/22		Global Equity Ratings	
2021/09/16		Global Equity Ratings	
2021/08/20		Global Equity Ratings	

## Details

2021/10/22 17:35:19

**Price**  
107.00 EUR

**Difference** ▲ 0.94% (1.00)

## General attributes

ISIN	ATMARINOMED6
Symbol	MARI
Exchange	Vienna Stock Exchange
Currency	EUR
Sector	Other
Security type	Stock
Market cap (m)	158 EUR
Benchmark	ATX AUSTRIAN TRADED INDEX

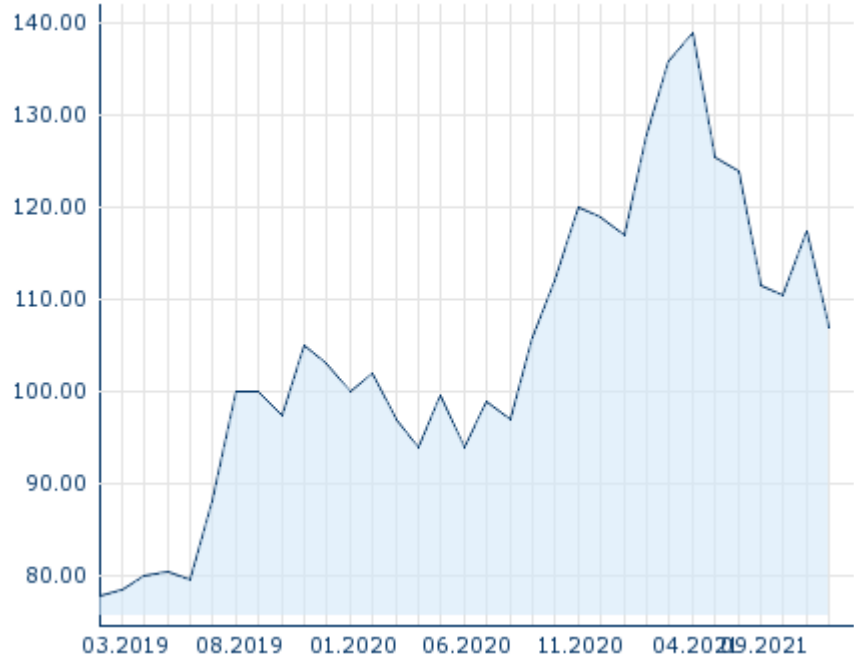
## Market data

Bid (Bid size)	-
Ask (Ask size)	-
Open	106.00 EUR
High	107.00 EUR
Low	105.00 EUR
Close (prev. day)	106.00 EUR
VWAP	105.963337 EUR
Volume (pcs)	2,823
Trading volume	299,134.50
Number of trades	14
Last size	10

## Performance and Risk

	6m	1Y	3Y
Perf (%)	-23.10%	-	-
Perf (abs.)	-32.00	-	-
Beta	0.11	0.11	0.18
Volatility	25.41	25.21	25.21

5Y



Information about previous performance does not guarantee future performance.  
Source: FactSet

## Price data

Ø price 5 days   Ø volume 5 days (pcs.)	106.50 EUR (1,459)
Ø price 30 days   Ø volume 30 days (pcs.)	112.83 EUR (651)
Ø price 100 days   Ø volume 100 days (pcs.)	115.67 EUR (711)
Ø price 250 days   Ø volume 250 days (pcs.)	121.32 EUR (1,169)
YTD High   date	147.00 EUR (2021/02/19)
YTD Low   date	103.00 EUR (2021/07/15)
52 Weeks High   date	147.00 EUR (2021/02/19)
52 Weeks Low   date	103.00 EUR (2021/07/15)

## All listings for MARINOMED BIOTECH AG

Exchange	Date	Time	Price	Trading volume (mio.)	Number of trades
Vienna Stock Exchange	2021/10/22	17:35	107.00 EUR	0.30	14
Tradegate	2021/10/22	22:27	105.50 EUR	0.01	4
Stuttgart	2021/10/22	15:31	104.00 EUR	0.00	7
Munich	2021/10/22	08:04	107.00 EUR	0.00	2
Frankfurt	2021/10/22	12:11	106.00 EUR	0.01	1

	22						
Duesseldorf	2021/10/ 22	19:01	106.00	EUR	0.00		15
Berlin	2021/10/ 22	18:47	107.00	EUR	0.00		14

## Company profile

### Company Logo



### Contact Details

MARINOMED BIOTECH AG

--

Hovengasse 25 - 2100 Korneuburg

Telefon: 43-1-2262-90300

Fax: 43-1-25077-4493

E-mail: [office@marinomed.com](mailto:office@marinomed.com)

### PDF Downloads

Company report: MARINOMED BIOTECH AG



### Company Profile

Marinomed Biotech AG is a biopharmaceutical company, which engages in the development of therapies based on patent protected technology platforms. It operates through the Carragelose and Marinosolv segments. The Carragelose segment contains products with anti-viral properties target viral infections of the respiratory tract of different virus strains. The Marinosolv segment refers to the technology platform that increases the bioavailability of hardly soluble compounds for the treatment of sensitive tissues such as nose and eyes. The company was founded by Andreas Grassauer and Eva Prieschl-Grassauer in 2006 and is headquartered in Korneuburg, Austria.

### Members of Management Board

Andreas Grassauer Chairman of Managing Board

Eva Prieschl-Grassauer Member of Executive Committee

Pascal Schmidt Member of Executive Committee

### Board of directors

Simon Jules Nebel Chairman of Supervisory Board

Gernot Hofer Member of Supervisory Board

Brigitte Ederer Member of Supervisory Board

Ute Lassnig Member of Supervisory Board