


## ERSTE STOCK VALUE (CZK) VT

The ERSTE STOCK VALUE (CZK) serves as a feeder fund for the ERSTE STOCK VALUE fund (master fund).

ISIN: AT0000A2STH3

## Overview

2022/01/25	
NAV	<b>96.9300</b>
Difference	 -0.82% (-0.80)
<b>General attributes</b>	
Fund type	Equity Funds
Investment company	Erste Asset Management GmbH
Currency	CZK
Type	<b>VT</b>
Begin of subscription period	-
Inception	2021/10/28
Licensed in	AT,CZ
Duration of fund	open end
Distribution	07/01
Total assets	164,735,430.98 CZK
Fiscal year	04/01 - 03/31
Initial charge	3.00%
Management fee	1.80%
Ongoing charges	2.03%
Minimum investment	According to offer
Account number	-
Recommended holding period	At least 6 years
Investor experience	-
Investor tolerance	<b>6 (scale 1-7)</b>
Disclosure Regulation	Article 8



The chart shows the current fund share unit price (NAV) of the nominal value of an investment company proclaimed on that working day. Performances under 12 month have only little informative value. Information about previous performance does not guarantee future performance.

Source: Česká spořitelna, a. s.

#### Advantages

Investment in a concentrated portfolio of small and mid sized value stocks. Diversification of risks over several countries and industries. Opportunities for attractive value increase.

#### Details you should be aware of

The price of the funds can fluctuate greatly (high volatility). The investor mainly bears the risk of the global equity markets as well as the issuer risk of the participating companies. Due to the investment in foreign currencies, the net asset value can fluctuate due to changes in the exchange rate. Loss of capital is possible.

#### Performance goal and investment strategy

The ERSTE STOCK VALUE (CZK) serves as a feeder fund for the ERSTE STOCK VALUE fund (master fund). Foreign exchange risks of the master fund are hedged within the feeder fund against the Czech crown. The master fund is an equity fund which invests in selected companies worldwide. The fund's investment process is based on a quantitative pre-selection as well as an analysis of hereby identified companies according to fundamental and technical aspects. The stock selection is conducted with focus on value companies with a small or

mid sized market capitalization. A concentrated portfolio is striven for as part of the portfolio construction process. Furthermore, the individual stocks are equally weighted independently of the market capitalization of the respective companies. Ecological and social factors as well as corporate management factors are integrated into the investment process.

#### Performance (2021/12/30)

Period	YTD	6m	1Y	3Y	5Y	10Y	since inc.
	(% p a)						
Perf	-	-	-	-	-	-	-1.56

#### Annual performance in % (2021/12/30)

Period	2017	2018	2019	2020	2021
Perf	-	-	-	-	-

#### Upozornění na riziko podle rakouského zákona o investičních fondech 2011











Unless explicitly noted otherwise, performance figures for periods of less than five years always start from the launch of the fund. Performance figures for periods of less than 12 months in particular are not indicative of a fund's development due to their short-term nature.

The Investment Fund will permanently invest at least 85% of its assets in shares of ERSTE STOCK VALUE (master fund).



#### Top holdings (2021/12/30)

ISIN	Name	Currency	%FA
US91307C1027	UTD THERAP. (DEL.) DL-,01	USD	2.60
FR0000124141	VEOLIA ENVIRONNE. EO 5	EUR	2.58
US1638511089	CHEMOURS CO. DL-,01	USD	2.55
US31428X1063	FEDEX CORP. DL-,10	USD	2.49
DK0060655629	DFDS A/S INDEHAV. DK 20	DKK	2.47
GB00BDCPN049	COCA-COLA EU.PA. EO -,01	USD	2.46
US82669G1040	SIGNATURE BANK DL-,01	USD	2.45
US5018892084	LKQ CORP. DL-,01	USD	2.44
US48020Q1076	JONES LANG LASALLE DL-,01	USD	2.44
US4771431016	JETBLUE AWYS CORP. DL-,01	USD	2.43

#### Holdings by country (2021/12/30)

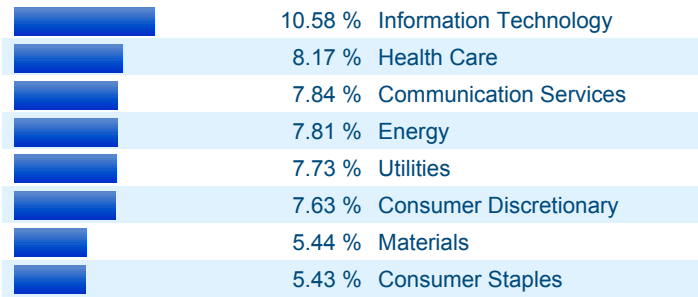
	62.05 %	United States of America
	10.20 %	Netherlands
	9.91 %	France
	5.12 %	Spain
	3.70 %	United Kingdom
	2.70 %	Denmark
	2.45 %	Sweden
	1.35 %	Austria
	1.28 %	Ireland
	1.24 %	Germany

#### Percentage holdings by sector (2021/12/30)

	18.16 %	Financials
	15.94 %	Industrials

Please read the disclaimer at the end of the document.

2/3

	10.58 %	Information Technology
	8.17 %	Health Care
	7.84 %	Communication Services
	7.81 %	Energy
	7.73 %	Utilities
	7.63 %	Consumer Discretionary
	5.44 %	Materials
	5.43 %	Consumer Staples

#### Disclaimer

Full names of open Mutual funds are given in the fund statutes (prospectuses). Pursuant to rules applicable to collective investment, the manager informs that neither the current or expected performance will guarantee the future performance. Investment in investment certificates contains the risk that the current value of amount invested and yields on the amount will fluctuate; thus return on the amount invested is not guaranteed. All information provided herein is of informative nature only and it should not substitute the statute (prospectus) or give its overall summary. Before using this website/information for investment, you should consult consultants of Česká spořitelna. If any yield is mentioned in the reference material, you should always bear in mind that past yields will not guarantee future yields, that any investment is subject to the risk of value fluctuations and change of exchange rates, and that return on the amount invested or profit margin cannot be guaranteed.