


## ERSTE RESPONSIBLE STOCK EUROPE VT

European equities with a focus on sustainability

ISIN: AT0000A2QP89

## Overview

2024/04/23	
NAV	<b>2,988.4900</b>
Difference	 0.49% (14.67)
<b>General attributes</b>	
Fund type	Equity Funds
Investment company	Erste Asset Management GmbH
Currency	CZK
Type	<b>VT</b>
Begin of subscription period	-
Inception	2003/06/10
Licensed in	AT,CZ
Duration of fund	open end
Distribution	06/01
Total assets	195,165,312.67 EUR
Fiscal year	03/01 - 02/29
Initial charge	3.00%
Management fee	1.80%
Ongoing charges	1.76%
Minimum investment	According to offer
Account number	-
Recommended holding period	At least 6 years
Investor experience	-
Investor tolerance	<b>4 (scale 1-7)</b>
Disclosure Regulation	Article 8



The chart shows the current fund share unit price (NAV) of the nominal value of an investment company proclaimed on that working day. Performances under 12 month have only little informative value. Information about previous performance does not guarantee future performance.

Source: Česká spořitelna, a. s.

#### Advantages

Broadly diversified investment in European stocks. Participation in ecologically, morally and socially operating companies. Active stock selection based on fundamental criteria. Opportunities for an attractive increase in value.

#### Details you should be aware of

The price of the funds can fluctuate considerably (high volatility). Due to the investment in foreign currencies, the fund value can fluctuate due to changes in the exchange rate. Capital loss is possible. Risks that may be significant for the fund are in particular: credit and counterparty risk, liquidity risk, custody risk, derivative risk and operational risk. Comprehensive information on the risks of the fund can be found in the prospectus or the information for investors pursuant to § 21 AIFMG, section II, "Risk information".

**Performance goal and investment strategy**

ERSTE RESPONSIBLE STOCK EUROPE is a sustainable equity fund that primarily invests in shares of selected companies based on stock exchange listed in Europe. The fund's investment process is based on fundamental business analysis. When selecting stocks, high-quality, high-growth companies are used. Investing in shares of companies that are pioneers in terms of ecological, social and governance aspects is at the forefront of the investment decision. A holistic ESG approach also takes ethical aspects into account. Hedging against foreign currency risks is generally not provided, but is possible.

**Performance (2024/03/28)**

Period	YTD	6m	1Y	3Y	5Y	10Y	since inc.
			(% p a)	(% p a)	(% p a)	(% p a)	(% p a)
Perf	12.40	-	25.29	-	-	-	6.28

**Annual performance in % (2024/03/28)**

Period	2019	2020	2021	2022	2023
Perf	-	-	-	-16.17	15.72

**Statistical figures (-)**

Sharpe Ratio	-
Volatility in %	-

**Minimum & maximum performance in % p.a. (2024/03/28)**

1Y	59.60	
	-58.16	
3Y	21.21	
	-24.44	
5Y	14.62	
	-13.68	
10Y	9.62	
	-2.73	

**Upozornění na riziko podle rakouského zákona o investičních fondech 2011**




Unless explicitly noted otherwise, performance figures for periods of less than ten years always start from the launch of the fund. Performance figures for periods of less than 12 months in particular are not indicative of a fund's development due to their short-term nature.

ERSTE RESPONSIBLE STOCK EUROPE may exhibit increased volatility due to the composition of its portfolio: i.e. the unit value can be subject to significant fluctuations both upwards and downwards within short periods of time.

**Top holdings (2024/03/28)**

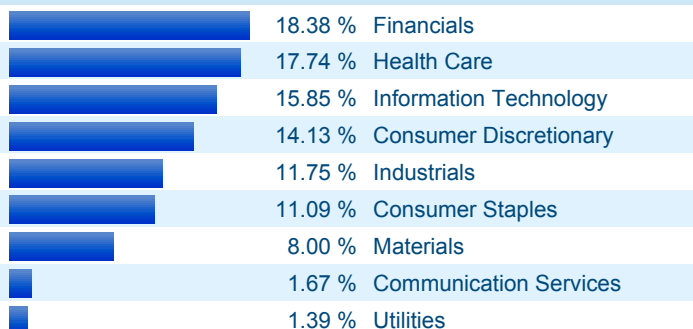
ISIN	Name	Currency	%FA
-	ASML Holding N.V.	-	7.78
-	Novo-Nordisk AS	-	7.39
-	LVMH Moët Henn. L. Vuitton SE	-	4.93
-	AstraZeneca PLC	-	3.96
-	CRH PLC	-	3.42
-	ROCHE HLDG AG GEN.	-	3.36
-	SAP SE	-	3.26
-	Zurich Insurance Group AG	-	3.04
-	Unilever PLC	-	2.70
-	Siemens AG	-	2.36

**Holdings by country (2024/03/28)**

	22.06 %	France
	21.66 %	United Kingdom
	14.47 %	Germany
	12.97 %	Netherlands
	11.49 %	Switzerland
	9.03 %	Denmark

**Holdings by currency (2024/03/28)**

	50.95 %	EUR
	24.34 %	GBP
	13.79 %	CHF
	8.56 %	DKK
	2.37 %	SEK

**Percentage holdings by sector (2024/03/28)****Disclaimer**

The full names of the open-ended mutual funds and complete product information are provided in the statutes (prospectuses) of the funds. The information stated herein is of the nature of a promotional message. The information stated in this message is not an investment recommendation or investment advice since it does not take into account the specific situation of specific investors. The value of the financial instruments may rise and fall, while there is no guarantee of a return on the originally invested amount. Past performance is no guarantee of the same performance in a future period. A visitor to this website may be outside the target market of the financial instruments stated herein. We recommend that you consult your specific investment plan with an expert advisor who will verify that the planned investment will be commensurate with your knowledge and experience, that it will be in accordance with your needs, characteristics and goals, financial circumstances or relation to risk, and will familiarise you with all possible risks of a specific investment opportunity.