

ERSTE STOCK COMMODITIES VT

Commodity stocks of developed markets

ISIN: AT0000A1E119

Overview

2024/03/19	
NAV	
4,646.4200	
Difference	0.61% (28.22)
General attributes	
Fund type	Equity Funds
Investment company	Erste Asset Management GmbH
Currency	CZK
Type	VT
Begin of subscription period	-
Inception	2006/07/17
Licenced in	AT,CZ
Duration of fund	open end
Distribution	06/01
Total assets	54,625,064.99 EUR
Fiscal year	03/01 - 02/29
Initial charge	3.00%
Management fee	1.80%
Ongoing charges	2.08%
Minimum investment	According to offer
Account number	-
Recommended holding period	At least 6 years
Investor experience	-
Investor tolerance	4 (scale 1-7)

Initial charge represents a % of the value of the current fund share unit price and is charged once upon making the investment. Management Fee and Ongoing Charges represent costs paid from the assets of the mutual fund on an annual basis (per annum).

Performance goal and investment strategy

The ERSTE STOCK COMMODITIES invests worldwide primarily in companies in the commodities sector. The fund's investment process is based on fundamental business analysis. As part of the investment strategy, a balanced portfolio from the sectors raw materials and energy as well as a stronger weighting in companies from developed markets is striven for. A hedge against foreign currency risks is generally not provided, but is possible.

Performance (2024/02/29)

Period	YTD	6m	1Y	3Y	5Y	10Y	since inc.
			(% p a)	(% p a)	(% p a)	(% p a)	(% p a)
Perf	3.61	-	10.71	9.81	7.91	-	3.27

Annual performance in % (2024/02/29)

Period	2019	2020	2021	2022	2023
Perf	20.20	-4.41	36.31	16.01	6.15

Statistical figures (2024/02/29)

Sharpe Ratio	-
Volatility in %	15.20

Minimum & maximum performance in % p.a. (2024/02/29)

1Y	73.16	
	-49.66	
3Y	27.50	
	-13.68	
5Y	11.29	
	-9.17	
10Y	6.69	
	-3.06	

Upozornění na riziko podle rakouského zákona o investičních fondech 2011

Unless explicitly noted otherwise, performance figures for periods of less than ten years always start from the launch of the fund. Performance figures for periods of less than 12 months in particular are not indicative of a fund's development due to their short-term nature.

ERSTE STOCK COMMODITIES may exhibit increased volatility due to the composition of its portfolio: i.e. the unit value can be subject to significant fluctuations both upwards and downwards within short periods of time.

Top holdings (2024/02/29)

ISIN	Name	Currency	%FA
-	Shell PLC	-	4.74
-	Chevron Corp.	-	4.43
-	Linde plc	-	4.21
-	TotalEnergies SE	-	3.46
-	Phillips 66	-	3.38
-	Reliance Industries Ltd.	-	3.19
-	Sherwin-Williams Co.	-	3.12
-	Petroleo Brasileiro S.A.	-	2.74
-	Shin-Etsu Chemical Co. Ltd.	-	2.60
-	Marathon Petroleum Corp.	-	2.48











Holdings by country (2024/02/29)

	44.68 %	United States of America
	8.20 %	France
	8.06 %	United Kingdom
	7.95 %	Canada
	6.46 %	Japan











Holdings by currency (2024/02/29)

	47.04 %	USD
	13.93 %	EUR
	7.82 %	CAD
	6.35 %	JPY
	6.03 %	GBP

Please read the disclaimer at the end of the document.

	6.08 %	Australia		5.98 %	AUD
	4.47 %	India		4.39 %	INR
	2.80 %	China		2.74 %	BRL
	2.79 %	Brazil		1.64 %	HKD
	1.91 %	Spain		1.24 %	CHF

Percentage holdings by sector (2024/02/29)

	21.41 %	Integrated Oil & Gas
	15.77 %	Oil & Gas Refining & Marketing
	11.24 %	Specialty Chemicals
	8.07 %	Construction Materials
	6.78 %	Industrial Gases
	6.58 %	Steel
	6.29 %	Oil & Gas Storage & Transportation
	4.62 %	Oil & Gas Exploration & Production
	4.36 %	Diversified Metals & Mining
	3.35 %	Commodity Chemicals

Disclaimer

The full names of the open-ended mutual funds and complete product information are provided in the statutes (prospectuses) of the funds. The information stated herein is of the nature of a promotional message. The information stated in this message is not an investment recommendation or investment advice since it does not take into account the specific situation of specific investors. The value of the financial instruments may rise and fall, while there is no guarantee of a return on the originally invested amount. Past performance is no guarantee of the same performance in a future period. A visitor to this website may be outside the target market of the financial instruments stated herein. We recommend that you consult your specific investment plan with an expert advisor who will verify that the planned investment will be commensurate with your knowledge and experience, that it will be in accordance with your needs, characteristics and goals, financial circumstances or relation to risk, and will familiarise you with all possible risks of a specific investment opportunity.