

ERSTE RESPONSIBLE BOND EM LOCAL VT

Bonds from supranational issuers in local currencies of emerging markets.

ISIN: **AT0000A16X22**

Overview

2024/06/28	
NAV	3,543.4200
Difference	▼ -0.13% (-4.46)
General attributes	
Fund type	Flexible-Term Bond Funds
Investment company	Erste Asset Management GmbH
Currency	CZK
Type	VT
Begin of subscription period	-
Inception	2008/10/17
Licensed in	AT,CZ
Duration of fund	open end
Distribution	10/01
Total assets	196,231,511.96 EUR
Fiscal year	07/01 - 06/30
Initial charge	1.00%
Management fee	0.96%
Ongoing charges	1.12%
Minimum investment	According to offer
Recommended holding period	At least 6 years
Investor experience	-
Investor tolerance	3 (scale 1-7)
Disclosure Regulation	Article 8



The chart shows the current fund share unit price (NAV) of the nominal value of an investment company proclaimed on that working day. Performances under 12 month have only little informative value. Information about previous performance does not guarantee future performance.
Source: Česká spořitelna, a. s.

+ Advantages

Broad risk diversification through the selection of local currencies from a wide range of emerging markets. Supranational issuers and development banks usually have a high credit rating. High earnings potential in the long term. Opportunity for high annual distributions.

! Details you should be aware of

Emerging markets are traditionally subject to high fluctuations. Due to the investment in foreign currencies, the fund share may be adversely affected by exchange rate fluctuations. Capital loss is possible. Risks that may be of significance for the fund are in particular: credit and counterparty risk, liquidity risk, custody risk, derivative risk and operational risk. Comprehensive information on the risks of the fund can be found in the prospectus and the information for investors pursuant to Section 21 AIFMG, Section II, chapter "Risk information".

Performance goal and investment strategy

ERSTE RESPONSIBLE BOND EM LOCAL invests primarily in bonds from supranational issuers and development banks that are denominated in the local currencies of the respective emerging markets.

In particular, currencies from countries in Central and Eastern Europe, Asia, Latin America and Africa are selected. Government bonds from emerging markets in local currencies may be added.

Environmental, social and corporate governance factors are integrated into the investment process as part of a holistic ESG approach.

Performance (2024/05/31)

Period	YTD	6m	1Y	3Y	5Y	10Y	since inc.
			(% p a)	(% p a)	(% p a)	(% p a)	(% p a)
Perf	-0.79	-	7.61	-0.15	-1.30	-0.44	0.08

Annual performance in % (2024/05/31)

Period	2019	2020	2021	2022	2023
Perf	13.76	-7.15	-7.79	-5.06	8.38

Funds ratio of bonds (2024/05/31)

Average Yield	7.23 %
Average time to maturity	5.08 years
Duration in years	4.46 years
Modified duration	4.17 %

Statistical figures (2024/05/31)

Sharpe Ratio	-
Volatility in %	5.88

Minimum & maximum performance in % p.a. (2024/05/31)

1Y	35.17	
	-17.92	
3Y	15.16	
	-5.88	
5Y	7.51	
	-2.76	
10Y	4.73	
	-1.24	

Upozornění na riziko podle rakouského zákona o investičních fondech 2011

Unless explicitly noted otherwise, performance figures for periods of less than ten years always start from the launch of the fund. Performance figures for periods of less than 12 months in particular are not indicative of a fund's development due to their short-term nature.

In accordance with the fund regulations approved by the Austrian Financial Market Authority, the ERSTE RESPONSIBLE BOND EM LOCAL intends to invest more than 35% of its fund assets in securities and/or money market instruments of member states, local authorities or international organizations under public law. A detailed list of these can be found in the prospectus, section II, point 12.



Top holdings (2024/05/31)

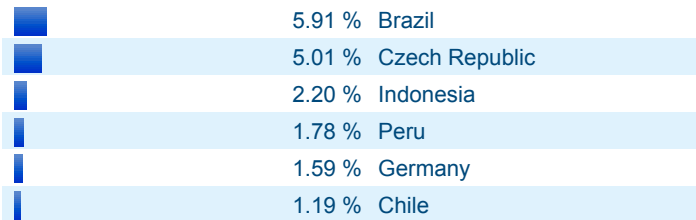
ISIN	Name	Currency	%FA
-	AFR. DEV. BK 17/32 ZO MTN (09-FEB-32)	-	4.51
-	EBRD 21/25 MTN (27-JAN-25)	-	4.03
-	BRAZIL 2025 NTFN (01-JAN-25)	-	3.75
-	EIB 20/32 MTN (28-SEP-32)	-	3.05
-	I.A.D.B 23/30 MTN (06-OCT-30)	-	2.99

Holdings by country (2024/05/31)

	43.56 %	Supranational
	22.44 %	Europe
	6.45 %	Thailand
	6.44 %	Malaysia

Percentage securities type (2024/05/31)

	65.99 %	Supranational
	34.01 %	Government/Government guaranteed



Percentage holdings by rating (2024/05/31)



Holdings by currency (2024/05/31)



Disclaimer

The full names of the open-ended mutual funds and complete product information are provided in the statutes (prospectuses) of the funds. The information stated herein is of the nature of a promotional message. The information stated in this message is not an investment recommendation or investment advice since it does not take into account the specific situation of specific investors. The value of the financial instruments may rise and fall, while there is no guarantee of a return on the originally invested amount. Past performance is no guarantee of the same performance in a future period. A visitor to this website may be outside the target market of the financial instruments stated herein. We recommend that you consult your specific investment plan with an expert advisor who will verify that the planned investment will be commensurate with your knowledge and experience, that it will be in accordance with your needs, characteristics and goals, financial circumstances or relation to risk, and will familiarise you with all possible risks of a specific investment opportunity.