

## ERSTE BOND EM GOVERNMENT LOCAL VT

Bonds in local currencies from emerging markets

ISIN: AT0000A16X22

## Overview

2024/04/26

NAV

**3,573.3100**Difference  -0.79% (-28.38)

## General attributes

Fund type	Flexible-Term Bond Funds
Investment company	Erste Asset Management GmbH
Currency	CZK
Type	<b>VT</b>
Begin of subscription period	-
Inception	2008/10/17
Licensed in	AT,CZ
Duration of fund	open end
Distribution	10/01
Total assets	193,416,792.13 EUR
Fiscal year	07/01 - 06/30
Initial charge	1.00%
Management fee	0.96%
Ongoing charges	1.12%
Minimum investment	According to offer
Account number	-
Recommended holding period	At least 6 years
Investor experience	-
Investor tolerance	<b>3 (scale 1-7)</b>

since inception



The chart shows the current fund share unit price (NAV) of the nominal value of an investment company proclaimed on that working day. Performances under 12 month have only little informative value. Information about previous performance does not guarantee future performance.  
**Source:** Česká spořitelna, a. s.

 Advantages

Broad diversification of risks through the selection of bonds from a variety of emerging markets. High, long-term return opportunity. Opportunity to earn high annual payouts. Investment funds are separate assets.

 Details you should be aware of

Emerging markets are traditionally subject to high volatility. Higher risk due to the addition of issuers with average to lower credit ratings. Due to the investment in foreign currencies, the net asset value of the fund can be negatively impacted by currency fluctuations. Capital loss is possible. Risks that may be significant for the fund are in particular: credit and counterparty risk, liquidity risk, custody risk, derivative risk and operational risk. Comprehensive information on the risks of the fund can be found in the prospectus or the information for investors pursuant to § 21 AIFMG, section II, "Risk information".

**Performance goal and investment strategy**

ERSTE BOND EM GOVERNMENT LOCAL primarily purchases government bonds from emerging countries in local currency, especially focusing on countries from Central and Eastern Europe, Asia, Latin America, the Middle East and Africa. Corporate bonds from issuers from the respective countries can also be added to the portfolio. Exchange rate risks are not hedged. Ecological and social factors as well as corporate management factors are integrated into the investment process.

**Performance (2024/03/28)**

Period	YTD	6m	1Y	3Y	5Y	10Y	since inc.
			(% p a)	(% p a)	(% p a)	(% p a)	(% p a)
Perf	3.01	-	13.86	0.56	-0.33	0.46	0.46

**Annual performance in % (2024/03/28)**

Period	2019	2020	2021	2022	2023
Perf	13.76	-7.15	-7.79	-5.06	8.38

**Funds ratio of bonds (2024/03/28)**

Average Yield	6.35 %
Average time to maturity	5.51 years
Duration in years	4.67 years
Modified duration	4.39 %

**Statistical figures (2024/03/28)**

Sharpe Ratio	-
Volatility in %	5.72

**Minimum & maximum performance in % p.a. (2024/03/28)**

1Y	35.17	
	-17.92	
3Y	15.16	
	-5.88	
5Y	7.51	
	-2.76	
10Y	4.73	
	-1.24	









**Upozornění na riziko podle rakouského zákona o investičních fondech 2011**

Unless explicitly noted otherwise, performance figures for periods of less than ten years always start from the launch of the fund. Performance figures for periods of less than 12 months in particular are not indicative of a fund's development due to their short-term nature.



**Top holdings (2024/03/28)**

ISIN	Name	Currency	%FA
-	BRAZIL 2025 NTN (01-JAN-25)	-	7.27
-	CHINA 22/32 (17-FEB-32)	-	3.06
-	AFR. DEV. BK 17/32 ZO MTN (09-FEB-32)	-	2.73
-	POLEN 21/32 (25-APR-32)	-	2.53
-	MEXICO 2031 (29-MAY-31)	-	2.46




**Holdings by country (2024/03/28)**

	17.95 %	Supranational
	10.25 %	Brazil
	9.32 %	Malaysia
	8.75 %	Europe
	7.97 %	Thailand
	7.68 %	South Africa
	7.04 %	China
	5.49 %	Czech Republic

**Percentage securities type (2024/03/28)**



	74.20 %	Government/Government guaranteed
	25.80 %	Supranational

**Holdings by currency (2024/03/28)**

	10.54 %	BRL
	9.89 %	MXN
	9.05 %	IDR

Please read the disclaimer at the end of the document.

2/3

	4.49 %	Indonesia
	3.37 %	Romania

	8.83 %	MYR
	8.08 %	THB
	7.99 %	CNY
	7.91 %	ZAR
	6.79 %	PLN
	5.21 %	CZK
	4.21 %	COP

**Percentage holdings by rating (2024/03/28)**

	30.29 %	BBB
	27.67 %	AAA
	18.35 %	BB
	15.79 %	A
	7.37 %	AA
	0.52 %	NR

**Disclaimer**

The full names of the open-ended mutual funds and complete product information are provided in the statutes (prospectuses) of the funds. The information stated herein is of the nature of a promotional message. The information stated in this message is not an investment recommendation or investment advice since it does not take into account the specific situation of specific investors. The value of the financial instruments may rise and fall, while there is no guarantee of a return on the originally invested amount. Past performance is no guarantee of the same performance in a future period. A visitor to this website may be outside the target market of the financial instruments stated herein. We recommend that you consult your specific investment plan with an expert advisor who will verify that the planned investment will be commensurate with your knowledge and experience, that it will be in accordance with your needs, characteristics and goals, financial circumstances or relation to risk, and will familiarise you with all possible risks of a specific investment opportunity.