

ERSTE STOCK BIOTEC VT

Biotechnology stocks with a focus on the US market

ISIN: **AT0000A0XYP0**

Overview

2024/04/26

NAV

12,254.0200

Difference  -1.79% (-223.49)

General attributes

Fund type	Equity Funds
Investment company	Erste Asset Management GmbH
Currency	CZK
Type	VT
Begin of subscription period	-
Inception	2000/04/17
Licensed in	AT,CZ
Duration of fund	open end
Distribution	06/15
Total assets	233,227,566.80 EUR
Fiscal year	03/15 - 03/14
Initial charge	3.00%
Management fee	1.80%
Ongoing charges	2.07%
Minimum investment	According to offer
Account number	-
Recommended holding period	At least 6 years
Investor experience	-
Investor tolerance	5 (scale 1-7)
Disclosure Regulation	Article 8

since inception



The chart shows the current fund share unit price (NAV) of the nominal value of an investment company proclaimed on that working day. Performances under 12 month have only little informative value. Information about previous performance does not guarantee future performance.

Source: Česká spořitelna, a. s.

 Advantages

Broadly diversified investment in biotechnology companies with little capital investment. Active stock selection based on fundamental criteria. Opportunities for capital appreciation. The fund is suitable as an addition to an existing equity portfolio and is intended for long-term capital appreciation.

 Details you should be aware of

The price of the fund can fluctuate considerably (high volatility). Due to the investment in foreign currencies the net asset value in Euro can fluctuate due to changes in the exchange rate. Capital loss is possible. Risks that may be significant for the fund are in particular: credit and counterparty risk, liquidity risk, custody risk, derivative risk and operational risk. Comprehensive information on the risks of the fund can be found in the prospectus or the information for investors pursuant to § 21 AIFMG, section II, "Risk information".

Performance goal and investment strategy

The ERSTE STOCK BIOTEC invests primarily in companies in the developed markets from the field of biotechnology. The fund's investment process is based on fundamental business analysis. The majority of companies in this area can be found in the United States. As a result, Pacific and European equities tend to play a subordinated role in the fund. A hedge against foreign currency risks is generally not provided, but is possible.

Performance (2024/03/28)

Period	YTD	6m	1Y	3Y	5Y	10Y	since inc.
			(% p a)	(% p a)	(% p a)	(% p a)	(% p a)
Perf	4.99	-	16.87	-0.69	0.65	6.09	10.17

Annual performance in % (2024/03/28)

Period	2019	2020	2021	2022	2023
Perf	32.21	14.45	7.89	-4.73	3.72

Statistical figures (2024/03/28)

Sharpe Ratio	-
Volatility in %	16.38

Minimum & maximum performance in % p.a. (2024/03/28)

1Y	117.38	
	-51.90	
3Y	52.56	
	-22.95	
5Y	42.14	
	-9.64	
10Y	21.55	
	-4.24	

Upozornění na riziko podle rakouského zákona o investičních fondech 2011

Unless explicitly noted otherwise, performance figures for periods of less than ten years always start from the launch of the fund. Performance figures for periods of less than 12 months in particular are not indicative of a fund's development due to their short-term nature.

ERSTE STOCK BIOTEC may exhibit increased volatility due to the composition of its portfolio: i.e. the unit value can be subject to significant fluctuations both upwards and downwards within short periods of time.


Top holdings (2024/03/28)

ISIN	Name	Currency	%FA
-	REGENERON PHARMAC.DL-,001	-	9.37
-	ASTRAZENECA DL-,25 SP.ADR	-	7.86
-	VERTEX PHARMAC. DL-,01	-	7.73
-	GILEAD SCIENCES DL-,001	-	7.50
-	BIOGEN INC. DL -,0005	-	5.13
-	AMGEN INC. DL-,0001	-	4.65
-	BIOMARIN PHAR. DL-,001	-	2.99
-	ARGENS SE SP.ADR/1 -,10	-	2.65
-	MADRIGAL PHARMAC. DL-,01	-	2.50
-	SAREPTA THERAP. DL-,0001	-	2.14

Holdings by country (2024/03/28)

	85.30 %	United States of America
	8.50 %	United Kingdom
	2.92 %	Netherlands
	1.09 %	Denmark

Holdings by currency (2024/03/28)




	103.20	USD
	%	
	-3.20	EUR

Percentage holdings by sector (2024/03/28)

	83.63 %	Biotechnology
--	---------	---------------

Please read the disclaimer at the end of the document.

2/3

	12.83 %	Pharmaceuticals
	2.96 %	Life Sciences Tools & Services
	0.59 %	Health Care Services

Disclaimer

The full names of the open-ended mutual funds and complete product information are provided in the statutes (prospectuses) of the funds. The information stated herein is of the nature of a promotional message. The information stated in this message is not an investment recommendation or investment advice since it does not take into account the specific situation of specific investors. The value of the financial instruments may rise and fall, while there is no guarantee of a return on the originally invested amount. Past performance is no guarantee of the same performance in a future period. A visitor to this website may be outside the target market of the financial instruments stated herein. We recommend that you consult your specific investment plan with an expert advisor who will verify that the planned investment will be commensurate with your knowledge and experience, that it will be in accordance with your needs, characteristics and goals, financial circumstances or relation to risk, and will familiarise you with all possible risks of a specific investment opportunity.