

ESPA STOCK BIOTEC VT

Global biotech companies with a focus on the USA

ISIN: **AT0000A0XYP0**

Overview

2019/12/11

NAV

13,794.2300

Difference  0.69% (94.89)

General attributes

Fund type	Equity Funds
Investment company	Erste Asset Management GmbH
Currency	CZK
Type	VT
Begin of subscription period	-
Inception	2000/04/17
Licensed in	AT,CZ
Duration of fund	open end
Distribution	06/15
Total assets	239,595,710.91 EUR
Fiscal year	03/15 - 03/14
Initial charge	4.00%
Management fee	1.80%
Ongoing charges	2.01%
Minimum investment	According to offer
Account number	-
Recommended holding period	At least 8 years
Investor experience	-
Investor tolerance	7 (scale 1-7)

since inception



The chart shows the current fund share unit price (NAV) of the nominal value of an investment company proclaimed on that working day. Performances under 12 month have only little informative value. Information about previous performance does not guarantee future performance.

Source: Česká spořitelna, a. s.

+ Advantages

Participation in the most important global biotech companies. Opportunity to achieve substantial capital appreciation. Optimal diversification in global biotech companies even with just a small investment.

! Details you should be aware of

The net asset value of the fund can fluctuate considerably (high volatility). The investor bears the sector risk of the American biotech sector. Due to investments denominated in foreign currencies, the net asset value of the fund can be negatively impacted by currency fluctuations. Capital loss is possible.

Performance goal and investment strategy

The <> fund invests in the most important biotech companies, primarily those in the USA. Equities from the Pacific region and Europe play a minor role, but are also selectively added to the fund. The currencies are not hedged against the euro. The fund is particularly suitable as an addition to an existing equity portfolio and is geared towards achieving long-term capital appreciation.

Performance (2019/11/29)

Period	YTD	6m	1Y	3Y	5Y	10Y	since inc.
			(% p a)	(% p a)	(% p a)	(% p a)	(% p a)
Perf	31.55	-	14.58	5.90	5.11	-	17.61

Annual performance in % (2019/11/29)

Period	2014	2015	2016	2017	2018
Perf	54.28	20.88	-18.75	4.26	-8.63

Minimum & maximum performance in % p.a. (2019/11/29)

1Y	117.38	
	-51.90	
3Y	52.56	
	-22.95	
5Y	42.14	
	-9.64	
10Y	21.55	
	-4.24	

Upozornění na riziko podle rakouského zákona o investičních fondech 2011

ESPA STOCK BIOTEC may exhibit increased volatility due to the composition of its portfolio: i.e. the unit value can be subject to significant fluctuations both upwards and downwards within short periods of time.

Top holdings (2019/11/29)

ISIN	Name	Currency	%FA
US09062X1037	BIOGEN INC. DL -,0005	USD	7.73
US92532F1003	VERTEX PHARMAC. DL-,01	USD	7.47
US4523271090	ILLUMINA INC. DL-,01	USD	6.23
US0231112063	AMARIN CORP.ADR LS-50	USD	5.05
US3755581036	GILEAD SCIENCES DL-,001	USD	5.01
US8036071004	SAREPTA THERAP. DL-,0001	USD	4.97
US0311621009	AMGEN INC. DL-,0001	USD	3.72
US0153511094	ALEXION PHARMAC. DL-,0001	USD	3.46
US8125781026	SEATTLE GENETICS DL-,001	USD	2.82
US02043Q1076	ALNYLAM PHARMACE.DL-,0001	USD	2.79





Holdings by country (2019/11/29)

	88.02 %	United States of America
	5.06 %	Ireland
	2.12 %	Hong Kong
	1.40 %	Netherlands

Holdings by currency (2019/11/29)

	99.77 %	USD
	0.23 %	Others

Percentage holdings by sector (2019/11/29)

	84.19 %	Biotechnology
	9.04 %	Life Sciences Tools & Services
	5.72 %	Pharmaceuticals
	1.05 %	Health Care Services

Disclaimer

Full names of open Mutual funds are given in the fund statutes (prospectuses). Pursuant to rules applicable to collective investment, the manager informs that neither the current or expected performance will guarantee the future performance. Investment in investment certificates contains the risk that the current value of amount invested and yields on the amount will fluctuate; thus return on the amount invested is not guaranteed. All information provided herein is of informative nature only and it should not substitute the statute (prospectus) or give its overall summary. Before using this website/information for investment, you should consult consultants of Česká spořitelna. If any yield is mentioned in the reference material, you should always bear in mind that past yields will not guarantee future yields, that any investment is subject to the risk of value fluctuations and change of exchange rates, and that return on the amount invested or profit margin cannot be guaranteed.