

# ESPA STOCK EUROPE VT

European equity fund

ISIN: AT0000A096P8

## Overview

2019/12/10	
<b>NAV</b>	<b>4,803.3600</b>
<b>Difference</b>	 <b>-0.16% (-7.91)</b>
<b>General attributes</b>	
<b>Fund type</b>	Equity Funds
<b>Investment company</b>	Erste Asset Management GmbH
<b>Currency</b>	CZK
<b>Type</b>	<b>VT</b>
<b>Begin of subscription period</b>	-
<b>Inception</b>	2004/03/01
<b>Licenced in</b>	AT,CZ
<b>Duration of fund</b>	open end
<b>Distribution</b>	06/01
<b>Total assets</b>	160,900,421.24 EUR
<b>Fiscal year</b>	03/01 - 02/29
<b>Initial charge</b>	5.00%
<b>Management fee</b>	1.44%
<b>Ongoing charges</b>	1.62%
<b>Minimum investment</b>	According to offer
<b>Account number</b>	-
<b>Recommended holding period</b>	At least 6 years
<b>Investor experience</b>	-
<b>Investor tolerance</b>	<b>5 (scale 1-7)</b>



The chart shows the current fund share unit price (NAV) of the nominal value of an investment company proclaimed on that working day. Performances under 12 month have only little informative value. Information about previous performance does not guarantee future performance.  
**Source:** Česká spořitelna, a. s.

### Advantages

Concentrated portfolio of stocks from high quality companies. Starting 2015 a distribution rate of approx. 3% is aimed for. Opportunity to achieve high capital appreciation.

### Details you should be aware of

Due to investments denominated in foreign currencies, the net asset value of the fund in euros can be negatively impacted by currency fluctuations. The investor bears the risk of the Eurozone and the issuer risk of the participating companies. The net asset value of the fund can fluctuate considerably (high volatility). Loss of capital is possible.

### Performance goal and investment strategy

The <> is an actively managed equity fund which invests in selected equities in Europe. The investment process is based on a fundamental company analysis. Securities selection focuses on high quality growth companies that are attractively valued.

**Performance (2019/11/29)**

Period	YTD	6m	1Y	3Y	5Y	10Y	since inc.
			(% p a)	(% p a)	(% p a)	(% p a)	(% p a)
Perf	24.29	-	14.47	4.14	3.13	6.65	4.88

**Annual performance in % (2019/11/29)**

Period	2014	2015	2016	2017	2018
Perf	7.15	12.39	-3.18	1.18	-14.46

**Minimum & maximum performance in % p.a. (2019/11/29)**

1Y	58.02	
	-53.73	
3Y	24.83	
	-22.49	
5Y	16.73	
	-10.66	
10Y	9.85	
	-0.19	















**Upozornění na riziko podle rakouského zákona o investičních fondech 2011**

ESPA STOCK EUROPE may exhibit increased volatility due to the composition of its portfolio: i.e. the unit value can be subject to significant fluctuations both upwards and downwards within short periods of time.

**Top holdings (2019/11/29)**

ISIN	Name	Currency	%FA
CH0038863350	NESTLE NAM. SF-,10	CHF	3.69
FR000121014	LVMH EO 0,3	EUR	2.51
CH0012032048	ROCHE HLDG AG GEN.	CHF	2.40
DE0007164600	SAP SE O.N.	EUR	2.19
GB0007980591	BP PLC DL-,25	GBP	2.04
GB0005405286	HSBC HLDGS PLC DL-,50	GBP	2.01
GB00B03MLX29	ROYAL DUTCH SHELL A EO-07	GBP	2.00
NL0010273215	ASML HOLDING EO -,09	EUR	1.94
DE0008404005	ALLIANZ SE NA O.N.	EUR	1.92
CH0012005267	NOVARTIS NAM. SF 0,50	CHF	1.87

**Holdings by country (2019/11/29)**










	22.40 %	France
	20.48 %	United Kingdom
	14.62 %	Germany
	11.41 %	Switzerland
	7.38 %	Netherlands
	3.53 %	Spain
	3.24 %	Denmark
	3.23 %	Sweden
	3.01 %	Italy
	2.18 %	Ireland
	2.06 %	Finland
	2.06 %	Norway
	2.03 %	Hong Kong
	1.92 %	Belgium

**Holdings by currency (2019/11/29)**

	55.08 %	EUR
	23.97 %	GBP
	12.59 %	CHF
	3.21 %	SEK
	3.20 %	DKK
	1.37 %	NOK
	0.57 %	USD

**Percentage holdings by sector (2019/11/29)**

	21.84 %	Financials
--	---------	------------

	12.72 %	Consumer Staples
	12.10 %	Health Care
	12.00 %	Industrials
	9.93 %	Consumer Discretionary
	8.33 %	Materials
	7.99 %	Energy
	7.14 %	Information Technology
	3.68 %	Communication Services
	3.63 %	Utilities

### Disclaimer

Full names of open Mutual funds are given in the fund statutes (prospectuses). Pursuant to rules applicable to collective investment, the manager informs that neither the current or expected performance will guarantee the future performance. Investment in investment certificates contains the risk that the current value of amount invested and yields on the amount will fluctuate; thus return on the amount invested is not guaranteed. All information provided herein is of informative nature only and it should not substitute the statute (prospectus) or give its overall summary. Before using this website/information for investment, you should consult consultants of Česká spořitelna. If any yield is mentioned in the reference material, you should always bear in mind that past yields will not guarantee future yields, that any investment is subject to the risk of value fluctuations and change of exchange rates, and that return on the amount invested or profit margin cannot be guaranteed.