

ERSTE STOCK EM GLOBAL VT

Equity fund with a focus on global emerging markets

ISIN: **AT0000A00GK1**

Overview

2024/07/16	
NAV	254.0500
Difference	▼ -0.37% (-0.94)
General attributes	
Fund type	Equity Funds
Investment company	Erste Asset Management GmbH
Currency	EUR
Type	VT
Begin of subscription period	-
Inception	2002/04/22
Licenced in	AT,BG,CZ,DE,HU,RO,SK
Duration of fund	open end
Distribution	08/01
Total assets	220,095,892.85 EUR
Fiscal year	05/01 - 04/30
Initial charge	4.00%
Management fee	1.80%
Ongoing charges	2.08%
Minimum investment	According to offer
Recommended holding period	At least 6 years
Investor experience	-
Investor tolerance	4 (scale 1-7)



The chart shows the current fund share unit price (NAV) of the nominal value of an investment company proclaimed on that working day. Performances under 12 month have only little informative value. Information about previous performance does not guarantee future performance.

Source: Česká spořitelna, a. s.

+ Advantages

Broadly diversified investment in companies in emerging markets with little capital investment. Active stock selection based on fundamental criteria. Participation in global emerging market growth opportunities. Opportunities for capital appreciation. The fund is suitable as an addition to an existing equity portfolio and is intended for long-term capital appreciation.

! Details you should be aware of

The price of the funds can fluctuate considerably (high volatility). An investment in emerging markets has a higher risk potential than an investment in developed markets. Due to the investment in foreign currencies, the net asset value in Euro can fluctuate due to changes in the exchange rate. Capital loss is possible. Risks that may be significant for the fund are in particular: credit and counterparty risk, liquidity risk, custody risk, derivative risk and operational risk. Comprehensive information on the risks of the fund can be found in the prospectus or the information for investors pursuant to § 21 AIFMG, section II, "Risk information".

Performance goal and investment strategy

The ERSTE STOCK EM GLOBAL invests primarily in companies based or doing business in global emerging markets. The fund's investment process is based on fundamental business analysis. When selecting stocks, the focus is on high-quality, high-growth companies. A hedge against foreign currency risks is generally not provided, but is possible.

Performance (2024/06/28)

Period	YTD	6m	1Y	3Y	5Y	10Y	since inc.
			(% p a)	(% p a)	(% p a)	(% p a)	(% p a)
Perf	12.60	-	14.89	-3.17	3.93	4.15	3.29

Annual performance in % (2024/06/28)

Period	2019	2020	2021	2022	2023
Perf	23.11	8.48	6.77	-13.48	6.03

Statistical figures (2024/06/28)

Sharpe Ratio	-
Volatility in %	12.42

Minimum & maximum performance in % p.a. (2024/06/28)

1Y	94.88	
	-61.57	
3Y	37.08	
	-18.74	
5Y	27.82	
	-6.92	
10Y	11.01	
	-0.65	

Upozornění na riziko podle rakouského zákona o investičních fondech 2011




Since the history of the fund is very short, this performance chart is of little significance.

ERSTE STOCK EM GLOBAL may exhibit increased volatility due to the composition of its portfolio: i.e. the unit value can be subject to significant fluctuations both upwards and downwards within short periods of time.




Top holdings (2024/06/28)

ISIN	Name	Currency	%FA
-	TAIWAN SEMICON.MANU. TA10	-	9.50
-	SAMSUNG EL. SW 100	-	4.76
-	TENCENT HLDGS HD-,00002	-	4.47
-	SIEMENS INDIA LTD SUB IR2	-	1.99
-	RELIANCE INDS(DEMAT) IR10	-	1.80
-	ALIBABA GR.HLDG SP.ADR 8	-	1.78
-	SK HYNIX INC. SW 5000	-	1.45
-	MERCADOLIBRE INC	-	1.41
-	POWER GRID CORP. IND.IR10	-	1.35
-	PETROLEO BRAS.SA PET.PFD	-	1.30

Holdings by country (2024/06/28)

	27.37 %	China
	18.74 %	Taiwan
	18.23 %	India
	12.04 %	Korea, Republic of
	4.80 %	Brazil
	4.29 %	United States of America
	3.17 %	Mexico
	2.56 %	South Africa
	1.61 %	Indonesia

Holdings by currency (2024/06/28)

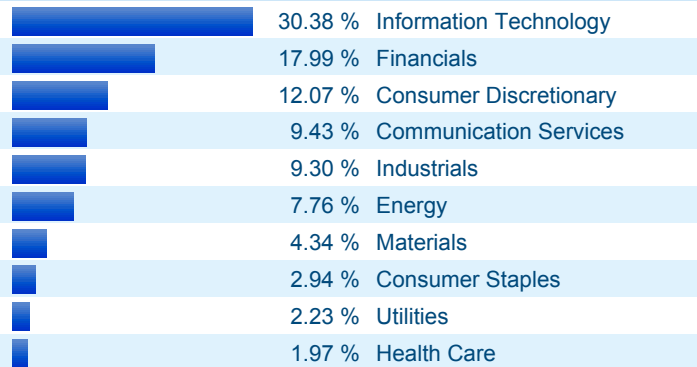
	19.75 %	TWD
	18.70 %	HKD
	16.34 %	INR
	14.22 %	USD
	11.53 %	KRW
	4.22 %	BRL
	3.19 %	CNY
	3.11 %	MXN
	2.40 %	ZAR

Please read the disclaimer at the end of the document.

2/3



Percentage holdings by sector (2024/06/28)



Disclaimer

The full names of the open-ended mutual funds and complete product information are provided in the statutes (prospectuses) of the funds. The information stated herein is of the nature of a promotional message. The information stated in this message is not an investment recommendation or investment advice since it does not take into account the specific situation of specific investors. The value of the financial instruments may rise and fall, while there is no guarantee of a return on the originally invested amount. Past performance is no guarantee of the same performance in a future period. A visitor to this website may be outside the target market of the financial instruments stated herein. We recommend that you consult your specific investment plan with an expert advisor who will verify that the planned investment will be commensurate with your knowledge and experience, that it will be in accordance with your needs, characteristics and goals, financial circumstances or relation to risk, and will familiarise you with all possible risks of a specific investment opportunity.