

AUSTRIA CECE OVERALL(EUR)

ISIN: AT0000726476 WKN: -

Overview

2024/08/07 17:30:00

Price

1,859.13 EURDifference  1.03% (18.89)

General attributes

ISIN AT0000726476

Symbol -

Country Czechia

Instruments in index 29

Type of index Performance Index

Security type Index

Market data

Open 1,839.50 EUR

High 1,864.24 EUR

Low 1,835.50 EUR

Close (prev. day) 1,840.24 EUR

Trading volume (m) -



Volume (pcs) -

Top 5

Name 	Price	+ - (%)	Trend 
ERSTE GROU...	46.12	+4.20	
OTP BANK P...	17,850.00	+3.48	
VIENNA INS...	29.25	+2.66	
MAGYAR TEL...	1,074.00	+2.09	
PRIMOCO UA...	855.00	+1.79	

Intraday **1W** 1M 6m 1Y 3Y

Flop 5

Name 	Price	+ - (%)	Trend 
MASTERPLAS...	2,960.00	-1.00	
MOL HUNGAR...	2,740.00	-0.72	











5Y



Information about previous performance does not guarantee future performance.

Source: FactSet

Recent research

on market		
Date	Headline	Download
2024/08/07	 Akciové trhy - denní zpráva	
2024/08/07	 CZ Ranní restart	
2024/08/06	 Industrial output still affected by weak foreign d...	
2024/08/06	 Zlepšený vývoj průmyslové produkce i nových zakáze...	
2024/08/06	 Ranní restart: bum, bum, bum...	

KOFOLA CES... 302.00 -0.33 

Intraday 1W 1M 6m 1Y 3Y

Futures and Options

Related Futures 8

Related Options -

Details

2024/08/07 17:30:00

Price

1,859.13 EUR

Difference



1.03% (18.89)

General attributes

ISIN AT0000726476

Symbol -

Country Czechia

Security type Index

Instruments in index 29

Market data

Open 1,839.50 EUR

High 1,864.24 EUR

Low 1,835.50 EUR

Close (prev. day) 1,840.24 EUR

Trading volume (m) -

Volume (pcs) -

Performance and Risk

	6m	1Y	3Y
Perf (%)	-0.52%	+10.47%	+9.01%
Perf (abs.)	-9.56	+174.43	+152.05
Beta	-	-	-
Volatility	15.95	16.12	22.84



Information about previous performance does not guarantee future performance.

Source: FactSet

Price data

Ø price 5 days Ø volume 5 days (pcs.)	1,907.02 EUR (0)
Ø price 30 days Ø volume 30 days (pcs.)	1,986.84 EUR (0)
Ø price 100 days Ø volume 100 days (pcs.)	1,968.23 EUR (0)
Ø price 250 days Ø volume 250 days (pcs.)	1,819.99 EUR (0)
YTD High date	2,069.07 EUR (2024/05/21)
YTD Low date	1,743.23 EUR (2024/01/17)
52 Weeks High date	2,069.07 EUR (2024/05/21)
52 Weeks Low date	1,472.04 EUR (2023/10/04)

Composition

Name  ISIN	Price	Diff %  Diff +/-	Performance 	Date Time	Turnover Pc.  Turnover Money 
4IG NYILVANOSAN MUKODO RE... HU0000167788	773.00	0.26% 2.00		24/08/07 17:19:59	5,552 4,297,252.00
ALLEGRO.EU SA LU2237380790	64.74	-% -		24/08/07 17:30:00	- -
ANY SECURITY PRINTING COM... HU0000093257	4,220.00	0.48% 20.00		24/08/07 17:20:00	1,954 8,194,200.00
BANK POLSKA KASA OPIEKI S... PLPEKAO00016	54.45	-% -		24/08/07 16:50:00	- -
CD PROJEKT S.A. PLOPTTC00011	36.58	5.11% 1.78		24/08/07 17:25:01	10 365.80
CEZ AS CZ0005112300	891.00	0.11% 1.00		24/08/07 16:21:34	130,925 117,215,405.50
COLT CZ GROUP SE CZK0.10 CZ0009008942	660.00	0.30% 2.00		24/08/07 16:15:29	3,991 2,623,747.00
DINO POLSKA SA PLDINPL00011	77.74	1.49% 1.14		24/08/07 17:11:07	- -
ERSTE GROUP BANK AG AT0000652011	1,165.00	4.20% 47.00		24/08/07 16:15:18	79,447 91,158,816.00
KGHM POLSKA MIEDZ SA PLKGHM000017	112.85	-% -		24/08/07 16:50:00	- -
KOFOLA CESKOSLOVENSKO AS ... CZ0009000121	302.00	-0.33% -1.00		24/08/07 16:09:41	1,748 528,673.00
KOMERCNI BANKA CZ0008019106	767.50	1.39% 10.50		24/08/07 16:21:28	177,296 136,082,406.00
LPP SA PLLPP0000011	9,010.00	-% -		24/08/07 16:50:00	- -
MAGYAR TELEKOM TELECOMMUN... HU0000073507	1,074.00	2.09% 22.00		24/08/07 17:20:00	342,409 366,690,580.00
MASTERPLAST SHARE HUF100 HU0000093943	2,960.00	-1.00% -30.00		24/08/07 17:20:00	1,156 3,437,340.00
MBANK SA PLBRE0000012	197.80	-% -		24/08/07 16:50:00	- -
MOL HUNGARIAN OIL & GAS P... HU0000153937	2,740.00	-0.72% -20.00		24/08/07 17:20:00	574,015 1,574,988,236.00
MONETA MONEY BANK A.S. CZ0008040318	103.60	0.58% 0.60		24/08/07 16:15:01	412,685 42,970,053.20
OPUS GLOBAL NYRT HU0000110226	419.00	0.12% 0.50		24/08/07 17:20:00	454,474 189,415,182.00
ORLEN SA PLPKN0000018	109.40	-% -		24/08/07 16:50:00	- -
OTP BANK PLC HU0000061726	17,850.00	3.48% 600.00		24/08/07 17:20:00	469,672 8,330,823,340.00
PGE POLSKA GRUPA ENERGETY... PLPGER000010	11.97	-% -		24/08/07 16:50:00	- -
PHILIP MORRIS(CZ) CZK1000 CS0008418869	15,100.00	0.27% 40.00		24/08/07 16:15:11	922 13,902,480.00
POWSZECHNA KASA OSZCZEDNO... PLPKO0000016	22.59	4.59% 0.99		24/08/07 16:50:00	- -
POWSZECHNY ZAKLAD UBEZPIE... PLPZU0000011	42.09	-% -		24/08/07 16:50:00	- -

AUSTRIA CECE OVERALL(EUR)

PRIMOCO UAV SE CZK1 CZ0005135970	855.00	1.79% 15.00	■	24/08/07 15:50:14	1,748 1,499,550.00
RICHTER GEDEON VEGYESZETI... HU0000123096	10,130.00	1.71% 170.00	■	24/08/07 17:20:00	185,060 1,873,488,285.00
SANTANDER BANK POLSKA SA PLBZ00000044	395.55	-% -		24/08/07 16:50:00	- -
VIENNA INSURANCE GROUP AT0000908504	29.25	1.04% 0.30	■	24/08/07 17:29:55	34,109 988,640.25