

AUSTRIA CECE OVERALL(EUR)

ISIN: AT0000726476 WKN: -

Overview

2024/07/26 17:45:00

Price

1,975.10 EURDifference  0.33% (6.59)

General attributes

ISIN AT0000726476

Symbol -

Country Czechia

Instruments in index 29

Type of index Performance Index

Security type Index

Market data

Open 1,968.95 EUR

High 1,980.88 EUR








Low 1,968.95 EUR

Close (prev. day) 1,968.51 EUR

Trading volume (m) -



Volume (pcs) -

Top 5

Name 	Price	+ - (%)	Trend 
OTP BANK P...	18,600.00	+1.31	
MASTERPLAS...	3,090.00	+0.65	
COLT CZ GR...	664.00	+0.61	
ERSTE GROU...	47.75	+0.38	
OPUS GLOBA...	437.00	+0.34	

Intraday 1W 1M 6m 1Y 3Y

Flop 5

Name 	Price	+ - (%) 	Trend 
VIENNA INS...	29.30	-1.84	
KOFOLA CES...	302.00	-0.33	
MONETA MON...	108.60	-0.18	
CEZ AS	905.00	-0.11	

Intraday 1W 1M 6m 1Y 3Y

5Y



Information about previous performance does not guarantee future performance.

Source: FactSet

Recent research

on market		
Date	Headline	Download
2024/07/26	 Trendovník: Roboti od Muska, továrna bez lidí od X...	
2024/07/26	 Akciové trhy - denní zpráva	
2024/07/25	 CEE Special Report Can we work more for longer?	
2024/07/25	 Akciové trhy - denní zpráva	
2024/07/25	 CZ Ranní restart	

Futures and Options

Related Futures 8

Related Options -

Details

2024/07/26 17:45:00

Price

1,975.10 EUR

Difference



0.33% (6.59)

General attributes

ISIN AT0000726476

Symbol -

Country Czechia

Security type Index

Instruments in index 29

Market data

Open 1,968.95 EUR

High 1,980.88 EUR

Low 1,968.95 EUR

Close (prev. day) 1,968.51 EUR

Trading volume (m) -

Volume (pcs) -

Performance and Risk

	6m	1Y	3Y
Perf (%)	+10.57%	+19.10%	+21.61%
Perf (abs.)	+188.86	+316.78	+351.01
Beta	-	-	-
Volatility	15.06	15.61	22.68




Information about previous performance does not guarantee future performance.

Source: FactSet

Price data

Ø price 5 days Ø volume 5 days (pcs.)	1,985.92 EUR (0)
Ø price 30 days Ø volume 30 days (pcs.)	1,994.56 EUR (0)
Ø price 100 days Ø volume 100 days (pcs.)	1,964.05 EUR (0)
Ø price 250 days Ø volume 250 days (pcs.)	1,810.98 EUR (0)
YTD High date	2,069.07 EUR (2024/05/21)
YTD Low date	1,743.23 EUR (2024/01/17)
52 Weeks High date	2,069.07 EUR (2024/05/21)
52 Weeks Low date	1,472.04 EUR (2023/10/04)

Composition

Name  ISIN	Price	Diff %  Diff +/-	Performance 	Date Time	Turnover Pc.  Turnover Money 
4IG NYILVANOSAN MUKODO RE... HU0000167788	790.00	0.25% 2.00		24/07/26 17:19:59	46,946 36,902,209.00
ALLEGRO.EU SA LU2237380790	7.946	0.63% 0.05		24/07/26 19:31:29	- -
ANY SECURITY PRINTING COM... HU0000093257	4,280.00	0.23% 10.00		24/07/26 17:19:59	2,446 10,411,610.00
BANK POLSKA KASA OPIEKI S... PLPEKAO00016	37.11	-0.59% -0.22		24/07/26 19:31:39	- -
CD PROJEKT S.A. PLOPTTC00011	36.01	-2.62% -0.97		24/07/26 21:43:41	72 2,622.34
CEZ AS CZ0005112300	905.00	-0.11% -1.00		24/07/26 16:15:05	64,608 58,638,108.50
COLT CZ GROUP SE CZK0.10 CZ0009008942	664.00	0.61% 4.00		24/07/26 16:15:24	7,112 4,723,997.00
DINO POLSKA SA PLDINPL00011	80.56	-2.28% -1.88		24/07/26 21:50:03	- -
ERSTE GROUP BANK AG AT0000652011	1,200.50	0.38% 4.50		24/07/26 16:24:39	112,449 134,849,468.00
KGHM POLSKA MIEDZ SA PLKGHM000017	30.31	0.23% 0.07		24/07/26 19:31:28	- -
KOFOLA CESKOSLOVENSKO AS ... CZ0009000121	302.00	-0.33% -1.00		24/07/26 16:09:40	2,436 738,301.00
KOMERCNI BANKA CZ0008019106	799.00	0.25% 2.00		24/07/26 16:15:20	80,557 64,443,918.00
LPP SA PLLPP0000011	3,544.00	-1.45% -52.00		24/07/26 19:31:39	- -
MAGYAR TELEKOM TELECOMMUN... HU0000073507	1,096.00	0.00% 0.00		24/07/26 17:19:59	264,028 289,232,716.00
MASTERPLAST SHARE HUF100 HU0000093943	3,090.00	0.65% 20.00		24/07/26 17:19:59	145 447,450.00
MBANK SA PLBRE0000012	197.80	-% -		24/07/26 16:50:00	- -
MOL HUNGARIAN OIL & GAS P... HU0000153937	2,812.00	0.14% 4.00		24/07/26 17:20:00	655,173 1,837,965,964.00
MONETA MONEY BANK A.S. CZ0008040318	108.60	-0.18% -0.20		24/07/26 16:16:07	363,151 39,626,770.80
OPUS GLOBAL NYRT HU0000110226	437.00	0.34% 1.50		24/07/26 17:20:00	101,901 44,546,321.00
ORLEN SA PLPKN0000018	14.774	0.71% 0.10		24/07/26 19:31:30	- -
OTP BANK PLC HU0000061726	18,600.00	1.31% 240.00		24/07/26 17:20:00	261,930 4,862,445,760.00
PGE POLSKA GRUPA ENERGETY... PLPGER000010	11.97	-% -		24/07/26 16:50:00	- -
PHILIP MORRIS(CZ) CZK1000 CS0008418869	15,340.00	0.26% 40.00		24/07/26 16:09:55	100 1,533,240.00
POWSZECHNA KASA OSZCZEDNO... PLPKO0000016	13.625	0.11% 0.02		24/07/26 19:31:39	- -
POWSZECHNY ZAKLAD UBEZPIE... PLPZU0000011	11.13	0.50% 0.06		24/07/26 19:31:35	- -

AUSTRIA CECE OVERALL(EUR)

PRIMOCO UAV SE CZK1 CZ0005135970	900.00	0.00% 0.00		24/07/26 16:00:27	637 570,500.00
RICHTER GEDEON VEGYESZETI... HU0000123096	9,955.00	0.15% 15.00		24/07/26 17:19:59	167,800 1,668,840,780.00
SANTANDER BANK POLSKA SA PLBZ00000044	121.55	0.37% 0.45		24/07/26 19:31:38	- -
VIENNA INSURANCE GROUP AT0000908504	29.30	-1.84% -0.55		24/07/26 17:35:11	78,768 2,306,887.05