

AUSTRIA CECE OVERALL(EUR)

ISIN: **AT0000726476** WKN: -

Overview

2024/07/11 11:38:00

Price

2,013.08 EURDifference  0.18% (3.69)

General attributes

ISIN AT0000726476

Symbol -

Country Czechia

Instruments in index 29

Type of index Performance Index

Security type Index

Market data

Open 2,007.11 EUR

High 2,016.36 EUR






Low 2,003.27 EUR

Close (prev. day) 2,009.39 EUR

Trading volume (m) -


Volume (pcs) -

Top 5

Name 	Price	+ - (%)	Trend 
MAGYAR TEL...	1,092.00	+2.47	
VIENNA INS...	30.80	+1.81	
ERSTE GROU...	46.12	+1.04	
PRIMOCO UA...	1,060.00	+0.95	
OTP BANK P...	17,930.00	+0.82	

Intraday **1W** 1M 6m 1Y 3Y

Flop 5

Name 	Price	+ - (%)	Trend 
MASTERPLAS...	3,080.00	-0.97	
ANY SECURI...	4,040.00	-0.96	
KOMERCNI B...	779.50	-0.38	

5Y



Information about previous performance does not guarantee future performance.

Source: FactSet

Recent research

on market		
Date	Headline	Download
2024/07/11	 CZ Ranní restart	
2024/07/11	 Akciové trhy - denní zpráva	
2024/07/10	 Headline inflation affected by food prices	
2024/07/10	 Překvapivě nízká inflace	
2024/07/10	 Akciové trhy - denní zpráva	

AUSTRIA CECE OVERALL(EUR)

MOL 2,836.00 -0.35 ↘

HUNGAR...

OPUS GLOBA... 440.00 -0.34 ↘

Intraday 1W 1M 6m 1Y 3Y

Futures and Options

Related Futures 8

Related Options -

Details

2024/07/11 11:38:00

Price

2,013.08 EUR

Difference



0.18% (3.69)

General attributes

ISIN AT0000726476

Symbol -

Country Czechia

Security type Index

Instruments in index 29

Market data

Open 2,007.11 EUR

High 2,016.36 EUR

Low 2,003.27 EUR

Close (prev. day) 2,009.39 EUR

Trading volume (m) -

Volume (pcs) -

Performance and Risk

	6m	1Y	3Y
Perf (%)	+10.46%	+28.88%	+22.93%
Perf (abs.)	+190.24	+450.25	+374.86
Beta	-	-	-
Volatility	14.90	15.52	22.66



Information about previous performance does not guarantee future performance.

Source: FactSet

Price data

Ø price 5 days Ø volume 5 days (pcs.)	2,013.17 EUR (0)
Ø price 30 days Ø volume 30 days (pcs.)	1,968.65 EUR (0)
Ø price 100 days Ø volume 100 days (pcs.)	1,948.46 EUR (0)
Ø price 250 days Ø volume 250 days (pcs.)	1,793.87 EUR (0)
YTD High date	2,069.07 EUR (2024/05/21)
YTD Low date	1,743.23 EUR (2024/01/17)
52 Weeks High date	2,069.07 EUR (2024/05/21)
52 Weeks Low date	1,472.04 EUR (2023/10/04)

Composition

Name  ISIN	Price	Diff %  Diff +/-	Performance 	Date Time	Turnover Pc.  Turnover Money 
4IG NYILVANOSAN MUKODO RE... HU0000167788	798.00	0.00% 0.00		24/07/11 11:30:20	456 363,796.00
ALLEGRO.EU SA LU2237380790	8.184	0.97% 0.08		24/07/11 11:25:25	- -
ANY SECURITY PRINTING COM... HU0000093257	4,040.00	-1.94% -80.00		24/07/11 11:32:05	13,343 54,077,980.00
BANK POLSKA KASA OPIEKI S... PLPEKAO00016	39.03	-3.34% -1.35		24/07/11 11:25:25	- -
CD PROJEKT S.A. PLOPTTC00011	34.70	0.23% 0.08		24/07/11 11:35:13	141 4,884.77
CEZ AS CZ0005112300	894.00	-0.11% -1.00		24/07/11 11:32:58	3,872 3,457,765.00
COLT CZ GROUP SE CZK0.10 CZ0009008942	670.00	-0.15% -1.00		24/07/11 11:23:47	799 535,906.00
DINO POLSKA SA PLDINPL00011	93.72	1.76% 1.62		24/07/11 10:55:08	- -
ERSTE GROUP BANK AG AT0000652011	1,169.50	0.60% 7.00		24/07/11 11:36:00	28,851 33,705,360.50
KGHM POLSKA MIEDZ SA PLKGHM000017	35.83	0.87% 0.31		24/07/11 11:25:25	- -
KOFOLA CESKOSLOVENSKO AS ... CZ0009000121	293.00	-1.01% -3.00		24/07/11 11:32:54	6,058 1,786,178.00
KOMERCNI BANKA CZ0008019106	779.50	-0.06% -0.50		24/07/11 11:36:11	34,397 26,846,686.00
LPP SA PLLPP0000011	3,886.00	-0.36% -14.00		24/07/11 11:25:25	- -
MAGYAR TELEKOM TELECOMMUN... HU0000073507	1,092.00	1.11% 12.00		24/07/11 11:35:27	262,743 286,782,586.00
MASTERPLAST SHARE HUF100 HU0000093943	3,080.00	0.65% 20.00		24/07/11 10:54:15	123 376,010.00
MBANK SA PLBRE0000012	139.55	-2.21% -3.15		24/07/11 11:25:26	- -
MOL HUNGARIAN OIL & GAS P... HU0000153937	2,836.00	0.21% 6.00		24/07/11 11:27:38	68,221 193,752,312.00
MONETA MONEY BANK A.S. CZ0008040318	104.00	-0.19% -0.20		24/07/11 11:30:44	70,936 7,389,101.80
OPUS GLOBAL NYRT HU0000110226	440.00	-0.45% -2.00		24/07/11 11:32:17	39,013 17,104,496.00
ORLEN SA PLPKN0000018	15.33	-2.12% -0.33		24/07/11 11:25:26	- -
OTP BANK PLC HU0000061726	17,930.00	0.03% 5.00		24/07/11 11:28:32	13,647 244,427,630.00
PGE POLSKA GRUPA ENERGETY... PLPGER000010	1.578	-1.90% -0.03		24/07/11 11:25:26	- -
PHILIP MORRIS(CZ) CZK1000 CS0008418869	15,320.00	-0.52% -80.00		24/07/11 11:29:25	307 4,728,480.00
POWSZECHNA KASA OSZCZEDNO... PLPKO0000016	14.08	-1.09% -0.16		24/07/11 11:25:26	- -
POWSZECHNY ZAKLAD UBEZPIE... PLPZU0000011	11.885	1.28% 0.15		24/07/11 11:10:35	6 71.31

AUSTRIA CECE OVERALL(EUR)

PRIMOCO UAV SE CZK1 CZ0005135970	1,060.00	0.00% 0.00		24/07/11 11:17:54	1,119 1,186,240.00
RICHTER GEDEON VEGYESZETI... HU0000123096	9,680.00	0.57% 55.00	█	24/07/11 11:28:27	5,469 52,819,215.00
SANTANDER BANK POLSKA SA PLBZ00000044	129.35	0.23% 0.30	█	24/07/11 09:31:27	- -
VIENNA INSURANCE GROUP AT0000908504	30.80	-0.48% -0.15		24/07/11 11:37:39	4,645 142,943.45