

AUSTRIA CECE OVERALL(EUR)

ISIN: AT0000726476 WKN: -

Overview

2024/06/28 17:45:00

Price

2,005.16 EURDifference  0.91% (18.18)

General attributes

ISIN AT0000726476

Symbol -

Country Czechia

Instruments in index 29

Type of index Performance Index

Security type Index

Market data

Open 1,987.14 EUR

High 2,010.67 EUR

Low 1,987.14 EUR

Close (prev. day) 1,986.98 EUR

Trading volume (m) -








Volume (pcs) -

Top 5

Name 	Price	+ - (%) 	Trend 
MONETA MON...	102.20	+2.51 	
VIENNA INS...	30.50	+2.35 	
PRIMOCO UA...	935.00	+2.19 	
KOMERCNI B...	782.50	+1.56 	
KOFOLA CES...	304.00	+1.33 	

Intraday 1W 1M 6m 1Y 3Y

Flop 5

Name 	Price	+ - (%) 	Trend 
MASTERPLAS...	3,100.00	-0.64 	
ANY SECURI...	4,320.00	-0.23 	

Intraday 1W 1M 6m 1Y 3Y

Futures and Options

Related Futures 8

Related Options -











5Y



Information about previous performance does not guarantee future performance.

Source: FactSet

Recent research

on market		
Date	Headline	Download
2024/06/28	 Trendovník: Pražský realitní trh znovu ožívá	
2024/06/28	 Akciové trhy - denní zpráva	
2024/06/28	 Ranní restart	
2024/06/27	 The August forecast could indicate the development...	
2024/06/27	 Mírné překvapení z ČNB	

Details

2024/06/28 17:45:00

Price

2,005.16 EUR

Difference



0.91% (18.18)

General attributes

ISIN AT0000726476

Symbol -

Country Czechia

Security type Index

Instruments in index 29

Market data

Open 1,987.14 EUR

High 2,010.67 EUR

Low 1,987.14 EUR

Close (prev. day) 1,986.98 EUR

Trading volume (m) -

Volume (pcs) -

Performance and Risk

	6m	1Y	3Y
Perf (%)	+9.76%	+26.84%	+19.86%
Perf (abs.)	+178.35	+424.24	+332.26
Beta	-	-	-
Volatility	14.84	15.74	22.71
























Information about previous performance does not guarantee future performance.

Source: FactSet

Price data

Ø price 5 days Ø volume 5 days (pcs.)	1,992.72 EUR (0)
Ø price 30 days Ø volume 30 days (pcs.)	1,972.05 EUR (0)
Ø price 100 days Ø volume 100 days (pcs.)	1,936.61 EUR (0)
Ø price 250 days Ø volume 250 days (pcs.)	1,782.15 EUR (0)
YTD High date	2,069.07 EUR (2024/05/21)
YTD Low date	1,743.23 EUR (2024/01/17)
52 Weeks High date	2,069.07 EUR (2024/05/21)
52 Weeks Low date	1,472.04 EUR (2023/10/04)

Composition

Name  ISIN	Price	Diff %  Diff +/-	Performance 	Date Time	Turnover Pc.  Turnover Money 
4IG NYILVANOSAN MUKODO RE... HU0000167788	785.00	0.38% 3.00		24/06/28 17:19:59	11,101 8,704,122.00
ALLEGRO.EU SA LU2237380790	64.74	-% -		24/06/28 17:30:00	- -
ANY SECURITY PRINTING COM... HU0000093257	4,320.00	-0.23% -10.00		24/06/28 17:20:00	16,247 70,469,310.00
BANK POLSKA KASA OPIEKI S... PLPEKAO00016	38.55	1.72% 0.65		24/06/28 19:31:38	- -
CD PROJEKT S.A. PLOPTTC00011	31.56	-0.75% -0.24		24/06/28 21:07:46	136 4,288.00
CEZ AS CZ0005112300	880.00	0.34% 3.00		24/06/28 16:16:43	182,181 159,992,147.50
COLT CZ GROUP SE CZK0.10 CZ0009008942	677.00	0.45% 3.00		24/06/28 16:15:02	2,435 1,652,774.00
DINO POLSKA SA PLDINPL00011	94.20	0.79% 0.74		24/06/28 21:50:07	- -
ERSTE GROUP BANK AG AT0000652011	1,104.00	0.73% 8.00		24/06/28 16:15:32	49,911 55,179,655.50
KGHM POLSKA MIEDZ SA PLKGHM000017	34.57	1.41% 0.48		24/06/28 19:31:27	- -
KOFOLA CESKOSLOVENSKO AS ... CZ0009000121	304.00	1.33% 4.00		24/06/28 16:15:28	1,355 409,121.00
KOMERCNI BANKA CZ0008019106	782.50	1.56% 12.00		24/06/28 16:24:21	167,738 130,657,863.50
LPP SA PLLPP0000011	3,868.00	-0.77% -30.00		24/06/28 19:31:38	- -
MAGYAR TELEKOM TELECOMMUN... HU0000073507	1,044.00	0.00% 0.00		24/06/28 17:20:00	447,697 466,965,524.00
MASTERPLAST SHARE HUF100 HU0000093943	3,100.00	-0.64% -20.00		24/06/28 17:20:00	2,675 8,256,300.00
MBANK SA PLBRE0000012	197.80	-% -		24/06/28 16:50:00	1,248 794,976.00
MOL HUNGARIAN OIL & GAS P... HU0000153937	2,878.00	0.98% 28.00		24/06/28 17:20:00	636,362 1,827,695,844.00
MONETA MONEY BANK A.S. CZ0008040318	102.20	2.51% 2.50		24/06/28 16:15:51	803,993 81,862,663.20
OPUS GLOBAL NYRT HU0000110226	433.50	0.23% 1.00		24/06/28 17:19:59	113,570 49,219,117.00
ORLEN SA PLPKN0000018	15.652	1.29% 0.20		24/06/28 19:31:29	- -
OTP BANK PLC HU0000061726	18,325.00	0.94% 170.00		24/06/28 17:20:00	536,953 9,821,901,960.00
PGE POLSKA GRUPA ENERGETY... PLPGER000010	11.97	-% -		24/06/28 16:50:00	- -
PHILIP MORRIS(CZ) CZK1000 CS0008418869	15,280.00	0.13% 20.00		24/06/28 16:15:11	250 3,814,380.00
POWSZECHNA KASA OSZCZEDNO... PLPKO0000016	14.35	0.21% 0.03		24/06/28 19:31:38	- -
POWSZECHNY ZAKLAD UBEZPIE... PLPZU0000011	11.78	1.03% 0.12		24/06/28 19:30:30	- -

AUSTRIA CECE OVERALL(EUR)

PRIMOCO UAV SE CZK1 CZ0005135970	935.00	2.19% 20.00	■	24/06/28 15:57:36	2,246 2,066,965.00
RICHTER GEDEON VEGYESZETI... HU0000123096	9,580.00	1.11% 105.00	■	24/06/28 17:19:59	208,637 1,993,724,550.00
SANTANDER BANK POLSKA SA PLBZ00000044	124.85	1.46% 1.80	■	24/06/28 19:31:37	- -
VIENNA INSURANCE GROUP AT0000908504	30.50	2.35% 0.70	■	24/06/28 17:35:15	35,466 1,073,750.20