

## AUSTRIA CECE OVERALL(EUR)

ISIN: AT0000726476 WKN: -

## Overview

2024/06/25 17:45:00

Price

**1,995.36** EURDifference  0.35% (7.02)

## General attributes

ISIN AT0000726476

Symbol -

Country Czechia

Instruments in index 29

Type of index Performance Index

Security type Index

## Market data

Open 1,990.84 EUR

High 2,001.50 EUR








Low 1,983.27 EUR

Close (prev. day) 1,988.34 EUR

Trading volume (m) -

Volume (pcs) -

## Top 5

Name 	Price	+ - (%)	Trend 
RICHTER GE...	9,465.00	+1.94	
MONETA MON...	99.50	+1.12	
PHILIP MOR...	15,420.00	+0.92	
KOMERCNI B...	776.00	+0.78	
PRIMOCO UA...	910.00	+0.55	

Intraday 1W 1M 6m 1Y 3Y

## Flop 5

Name 	Price	+ - (%)	Trend 
MAGYAR TEL...	1,024.00	-2.10	
VIENNA INS...	29.15	-1.02	
MASTERPLAS...	3,160.00	-0.94	

5Y



Information about previous performance does not guarantee future performance.

Source: FactSet

## Recent research

on market		
Date	Headline	Download
2024/06/25	 Akciové trhy - denní zpráva	
2024/06/25	 Ranní restart: kulturní vrchol, smysluplnost a p...	
2024/06/24	 Pilulka Lékárny	
2024/06/24	 Ranní restart: To nejde vs. 300 tisíc letadel	
2024/06/24	 Akciové trhy - denní zpráva	

4IG NYILVA... 783.00 -0.38 ↘

ERSTE GROU... 43.90 -0.18 ↘

Intraday 1W 1M 6m 1Y 3Y

### Futures and Options

Related Futures 8

Related Options -

## Details

2024/06/25 17:45:00

Price

**1,995.36** EUR

Difference



0.35% (7.02)

## General attributes

ISIN AT0000726476

Symbol -

Country Czechia

Security type Index

Instruments in index 29

## Market data

Open 1,990.84 EUR

High 2,001.50 EUR

Low 1,983.27 EUR

Close (prev. day) 1,988.34 EUR

Trading volume (m) -

Volume (pcs) -

## Performance and Risk

	6m	1Y	3Y
Perf (%)	+9.95%	+25.48%	+19.33%
Perf (abs.)	+180.53	+405.12	+323.16
Beta	-	-	-
Volatility	14.86	15.75	22.74




5Y

Information about previous performance does not guarantee future performance.  
Source: FactSet

## Price data

Ø price 5 days   Ø volume 5 days (pcs.)	1,970.10 EUR (0)
Ø price 30 days   Ø volume 30 days (pcs.)	1,977.17 EUR (0)
Ø price 100 days   Ø volume 100 days (pcs.)	1,931.78 EUR (0)
Ø price 250 days   Ø volume 250 days (pcs.)	1,777.58 EUR (0)
YTD High   date	2,069.07 EUR (2024/05/21)
YTD Low   date	1,743.23 EUR (2024/01/17)
52 Weeks High   date	2,069.07 EUR (2024/05/21)
52 Weeks Low   date	1,472.04 EUR (2023/10/04)

## Composition

Name  ISIN	Price	Diff %  Diff +/-	Performance 	Date Time	Turnover Pc.  Turnover Money 
4IG NYILVANOSAN MUKODO RE... HU0000167788	783.00	-0.38% -3.00		24/06/25 17:20:00	10,579 8,294,047.00
ALLEGRO.EU SA LU2237380790	8.321	-0.79% -0.07		24/06/25 19:31:36	- -
ANY SECURITY PRINTING COM... HU0000093257	4,310.00	0.00% 0.00		24/06/25 17:19:59	7,566 32,519,310.00
BANK POLSKA KASA OPIEKI S... PLPEKAO00016	37.85	-% -		24/06/25 19:31:24	- -
CD PROJEKT S.A. PLOPTTC00011	33.18	0.61% 0.20		24/06/25 21:15:16	106 3,526.82
CEZ AS CZ0005112300	933.50	0.16% 1.50		24/06/25 16:16:02	223,343 207,015,578.50
COLT CZ GROUP SE CZK0.10 CZ0009008942	670.00	0.15% 1.00		24/06/25 16:15:26	5,480 3,670,854.00
DINO POLSKA SA PLDINPL00011	96.26	0.31% 0.30		24/06/25 21:50:07	- -
ERSTE GROUP BANK AG AT0000652011	1,089.00	-0.18% -2.00		24/06/25 16:15:22	12,737 13,846,867.00
KGHM POLSKA MIEDZ SA PLKGHM000017	34.73	-1.00% -0.35		24/06/25 19:31:41	5 176.85
KOFOLA CESKOSLOVENSKO AS ... CZ0009000121	302.00	0.33% 1.00		24/06/25 16:15:14	3,044 915,280.00
KOMERCNI BANKA CZ0008019106	776.00	0.78% 6.00		24/06/25 16:22:19	86,292 66,809,699.50
LPP SA PLLPP0000011	3,836.00	-2.19% -86.00		24/06/25 19:31:24	- -
MAGYAR TELEKOM TELECOMMUN... HU0000073507	1,024.00	-2.10% -22.00		24/06/25 17:19:59	2,438,484 2,498,143,194.00
MASTERPLAST SHARE HUF100 HU0000093943	3,160.00	-0.94% -30.00		24/06/25 17:19:59	1,284 4,061,730.00
MBANK SA PLBRE0000012	197.80	-% -		24/06/25 16:50:00	- -
MOL HUNGARIAN OIL & GAS P... HU0000153937	2,856.00	-0.14% -4.00		24/06/25 17:19:59	486,418 1,386,329,266.00
MONETA MONEY BANK A.S. CZ0008040318	99.50	1.12% 1.10		24/06/25 16:15:05	314,342 31,157,468.80
OPUS GLOBAL NYRT HU0000110226	425.00	0.12% 0.50		24/06/25 17:20:00	182,532 77,236,569.00
ORLEN SA PLPKN0000018	15.492	0.16% 0.02		24/06/25 19:31:37	- -
OTP BANK PLC HU0000061726	17,690.00	0.51% 90.00		24/06/25 17:20:00	302,947 5,355,848,310.00
PGE POLSKA GRUPA ENERGETY... PLPGER000010	11.97	-% -		24/06/25 16:50:00	- -
PHILIP MORRIS(CZ) CZK1000 CS0008418869	15,420.00	0.92% 140.00		24/06/25 16:19:49	274 4,207,220.00
POWSZECHNA KASA OSZCZEDNO... PLPKO0000016	14.295	1.02% 0.14		24/06/25 19:31:24	- -
POWSZECHNY ZAKLAD UBEZPIE... PLPZU0000011	11.605	1.00% 0.12		24/06/25 19:30:32	- -

## AUSTRIA CECE OVERALL(EUR)

PRIMOCO UAV SE CZK1 CZ0005135970	910.00	0.55% 5.00	█	24/06/25 14:29:05	1,597 1,453,420.00
RICHTER GEDEON VEGYESZETI... HU0000123096	9,465.00	1.94% 180.00	█	24/06/25 17:20:00	178,968 1,685,201,185.00
SANTANDER BANK POLSKA SA PLBZ00000044	123.20	1.48% 1.80	█	24/06/25 19:31:23	- -
VIENNA INSURANCE GROUP AT0000908504	29.15	-1.02% -0.30		24/06/25 17:35:19	17,779 519,306.70