

AUSTRIA CECE OVERALL(EUR)

ISIN: **AT0000726476** WKN: -

Overview

2024/05/13 10:23:51

Price

2,015.12 EURDifference  0.30% (6.03)

General attributes

ISIN AT0000726476

Symbol -

Country Czechia

Instruments in index 29

Type of index Performance Index

Security type Index

Market data

Open 2,007.63 EUR

High 2,019.10 EUR

Low 2,007.63 EUR

Close (prev. day) 2,009.09 EUR

Trading volume (m) -







Volume (pcs) -

Top 5

Name 	Price	+ - (%)	Trend 
MOL HUNGAR...	3,084.00	+1.18	
RICHTER GE...	9,565.00	+0.84	
PHILIP MOR...	14,920.00	+0.82	
KOFOLA CES...	277.00	+0.73	
MASTERPLAS...	2,900.00	+0.70	

Intraday 1W 1M 6m 1Y 3Y

Flop 5

Name 	Price	+ - (%)	Trend 
CEZ AS	912.00	-1.15	
MONETA MON...	97.90	-0.72	
PRIMOCO UA...	850.00	-0.58	
ANY	3,710.00	-0.54	











5Y



Information about previous performance does not guarantee future performance.

Source: FactSet

Recent research

on market		
Date	Headline	Download
2024/05/13	 Nečekaně vysoká inflace	
2024/05/13	 Akciové trhy - Denní zpráva	
2024/05/13	 Ranní restart	
2024/05/13	 Will Romanian central bank begin monetary easing?	
2024/05/10	 Akciové trhy - Denní zpráva	

SECURI...

OTP BANK P... 18,295.00 -0.46 ↗

Intraday 1W 1M 6m 1Y 3Y

Futures and Options

Related Futures 8

Related Options -

Details

2024/05/13 10:23:51

Price

2,015.12 EUR

Difference



0.30% (6.03)

General attributes

ISIN AT0000726476

Symbol -

Country Czechia

Security type Index

Instruments in index 29

Market data

Open 2,007.63 EUR

High 2,019.10 EUR

Low 2,007.63 EUR

Close (prev. day) 2,009.09 EUR

Trading volume (m) -

Volume (pcs) -

Performance and Risk

	6m	1Y	3Y
Perf (%)	+19.87%	+31.30%	+30.84%
Perf (abs.)	+333.08	+478.93	+473.55
Beta	-	-	-
Volatility	14.51	16.08	22.60



Information about previous performance does not guarantee future performance.

Source: FactSet

Price data

Ø price 5 days Ø volume 5 days (pcs.)	2,016.09 EUR (0)
Ø price 30 days Ø volume 30 days (pcs.)	1,957.75 EUR (0)
Ø price 100 days Ø volume 100 days (pcs.)	1,875.65 EUR (0)
Ø price 250 days Ø volume 250 days (pcs.)	1,724.30 EUR (0)
YTD High date	2,041.43 EUR (2024/05/10)
YTD Low date	1,743.23 EUR (2024/01/17)
52 Weeks High date	2,041.43 EUR (2024/05/10)
52 Weeks Low date	1,472.04 EUR (2023/10/04)

Composition

Name  ISIN	Price	Diff %  Diff +/-	Performance 	Date Time	Turnover Pc.  Turnover Money 
4IG NYILVANOSAN MUKODO RE... HU0000167788	800.00	-0.62% -5.00		24/05/13 10:23:35	19,404 15,461,937.00
ALLEGRO.EU SA LU2237380790	8.524	1.03% 0.09		24/05/13 09:31:12	- -
ANY SECURITY PRINTING COM... HU0000093257	3,710.00	0.82% 30.00		24/05/13 10:20:52	7,813 29,044,000.00
BANK POLSKA KASA OPIEKI S... PLPEKAO00016	37.92	-0.03% -0.01		24/05/13 09:31:21	- -
CD PROJEKT S.A. PLOPTTC00011	31.37	3.57% 1.08		24/05/13 10:20:39	139 4,320.25
CEZ AS CZ0005112300	912.00	1.05% 9.50		24/05/13 10:22:46	32,919 29,906,563.50
COLT CZ GROUP SE CZK0.10 CZ0009008942	683.00	-0.15% -1.00		24/05/13 10:15:42	3,353 2,301,744.00
DINO POLSKA SA PLDINPL00011	90.54	-0.42% -0.38		24/05/13 10:22:08	- -
ERSTE GROUP BANK AG AT0000652011	1,136.50	0.18% 2.00		24/05/13 10:14:27	1,309 1,487,614.50
KGHM POLSKA MIEDZ SA PLKGHM000017	34.99	-0.48% -0.17		24/05/13 09:48:19	3 104.97
KOFOLA CESKOSLOVENSKO AS ... CZ0009000121	277.00	0.73% 2.00		24/05/13 10:16:31	887 245,499.00
KOMERCNI BANKA CZ0008019106	795.00	-0.19% -1.50		24/05/13 10:23:31	12,610 10,027,559.00
LPP SA PLLPP0000011	3,882.00	-0.46% -18.00		24/05/13 09:31:21	- -
MAGYAR TELEKOM TELECOMMUN... HU0000073507	936.00	0.43% 4.00		24/05/13 10:23:19	87,672 81,851,953.00
MASTERPLAST SHARE HUF100 HU0000093943	2,900.00	0.35% 10.00		24/05/13 09:43:40	933 2,707,810.00
MBANK SA PLBRE0000012	147.35	-2.29% -3.45		24/05/13 09:26:09	- -
MOL HUNGARIAN OIL & GAS P... HU0000153937	3,084.00	0.26% 8.00		24/05/13 10:23:19	36,598 112,813,524.00
MONETA MONEY BANK A.S. CZ0008040318	97.90	0.72% 0.70		24/05/13 10:21:40	10,112 989,469.30
OPUS GLOBAL NYRT HU0000110226	378.00	-0.79% -3.00		24/05/13 10:19:22	20,565 7,784,152.00
ORLEN SA PLPKN0000018	15.674	0.05% 0.01		24/05/13 09:31:12	- -
OTP BANK PLC HU0000061726	18,295.00	-0.11% -20.00		24/05/13 10:23:38	45,463 833,675,525.00
PGE POLSKA GRUPA ENERGETY... PLPGER000010	1.628	8.61% 0.13		24/05/13 09:26:08	- -
PHILIP MORRIS(CZ) CZK1000 CS0008418869	14,920.00	0.54% 80.00		24/05/13 10:20:37	229 3,414,080.00
POWSZECHNA KASA OSZCZEDNO... PLPKO0000016	13.555	-0.48% -0.07		24/05/13 09:54:25	150 2,033.25
POWSZECHNY ZAKLAD UBEZPIE... PLPZU0000011	12.025	0.84% 0.10		24/05/13 09:30:18	- -

AUSTRIA CECE OVERALL(EUR)

PRIMOCO UAV SE CZK1 CZ0005135970	850.00	-0.58% -5.00		24/05/13 10:19:56	1,629 1,373,000.00
RICHTER GEDEON VEGYESZETI... HU0000123096	9,565.00	-0.88% -85.00		24/05/13 10:23:29	20,271 194,627,040.00
SANTANDER BANK POLSKA SA PLBZ00000044	127.15	1.11% 1.40		24/05/13 09:31:20	- -
VIENNA INSURANCE GROUP AT0000908504	30.70	0.66% 0.20		24/05/13 10:22:04	4,770 146,253.40