

## AUSTRIA CECE OVERALL(EUR)

ISIN: **AT0000726476** WKN: -

## Overview

2024/04/29 12:40:06

Price

**1,950.87** EURDifference  -0.28% (-5.49)








## General attributes

ISIN	AT0000726476
Symbol	-
Country	Czechia
Instruments in index	29
Type of index	Performance Index
Security type	Index

## Market data





Open	1,957.45 EUR
High	1,964.02 EUR
Low	1,947.91 EUR
Close (prev. day)	1,956.36 EUR
Trading volume (m)	-
Volume (pcs)	-

## Top 5

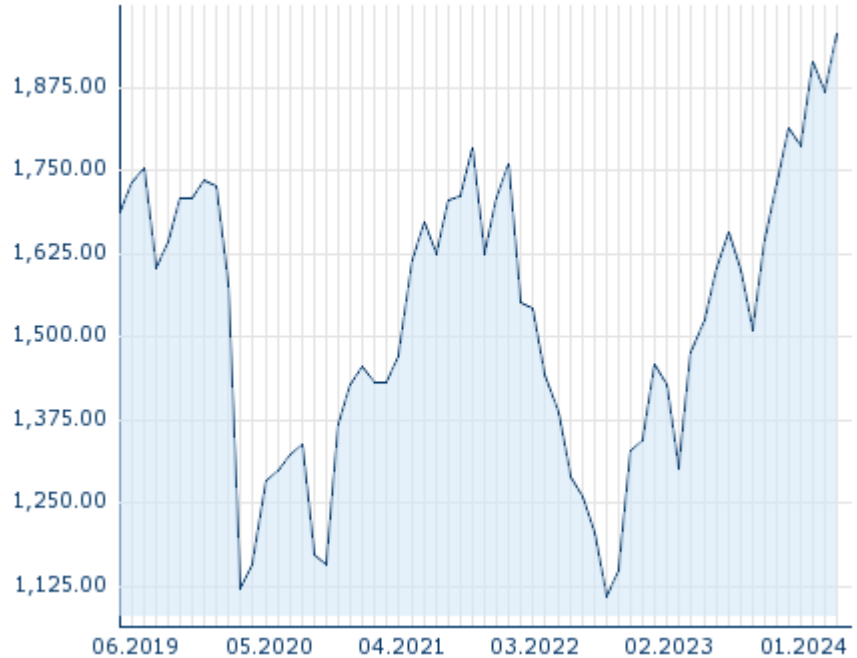
Name 	Price	+ - (%)	Trend 
OTP BANK P...	17,765.00	+2.79	
PRIMOCO UA...	930.00	+1.69	
RICHTER GE...	9,165.00	+1.38	
OPUS GLOBA...	384.00	+1.03	
PHILIP MOR...	16,020.00	+1.01	

Intraday **1W** 1M 6m 1Y 3Y

## Flop 5

Name 	Price	+ - (%)	Trend 
MONETA MON...	97.10	-6.19	
MASTERPLAS...	2,910.00	-3.33	

5Y



Information about previous performance does not guarantee future performance.

Source: FactSet

## Recent research

on market		
Date	Headline	Download
2024/04/29	 Akciové trhy - denní zpráva	
2024/04/29	 Focus on GDP data and central bank meeting in Czec...	
2024/04/26	 Akciové trhy - denní zpráva	
2024/04/26	 CZ Ranní restart	
2024/04/25	 Akciové trhy - denní zpráva	

MAGYAR TEL...	912.00	-0.44	↔
---------------	--------	-------	---

VIENNA INS...	29.30	-0.34	↔
---------------	-------	-------	---

Intraday	1W	1M	6m	1Y	3Y
----------	----	----	----	----	----

#### Futures and Options

Related Futures	8
-----------------	---

Related Options	-
-----------------	---

## Details

2024/04/29 12:40:06

Price

**1,950.87** EUR

Difference

**-0.28%** (-5.49)

## General attributes

ISIN AT0000726476

Symbol -

Country Czechia

Security type Index

Instruments in index 29

## Market data

Open 1,957.45 EUR

High 1,964.02 EUR

Low 1,947.91 EUR

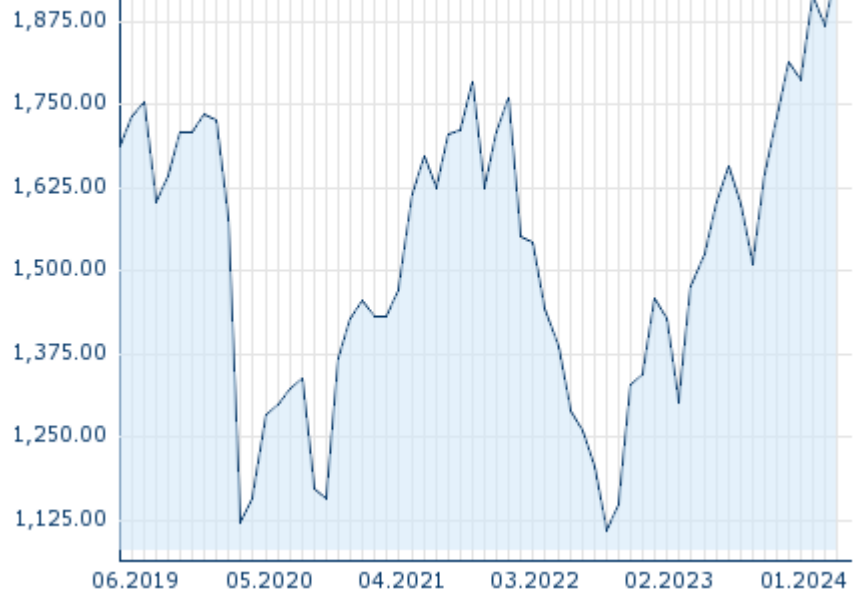
Close (prev. day) 1,956.36 EUR

Trading volume (m) -

Volume (pcs) -

## Performance and Risk

	6m	1Y	3Y
Perf (%)	+18.81%	+32.52%	+33.08%
Perf (abs.)	+309.79	+480.14	+486.28
Beta	-	-	-
Volatility	14.02	15.90	22.57



Information about previous performance does not guarantee future performance.

Source: FactSet


## Price data

Ø price 5 days   Ø volume 5 days (pcs.)	1,949.75 EUR (0)
Ø price 30 days   Ø volume 30 days (pcs.)	1,918.11 EUR (0)
Ø price 100 days   Ø volume 100 days (pcs.)	1,857.12 EUR (0)
Ø price 250 days   Ø volume 250 days (pcs.)	1,705.99 EUR (0)
YTD High   date	1,988.58 EUR (2024/04/10)
YTD Low   date	1,743.23 EUR (2024/01/17)
52 Weeks High   date	1,988.58 EUR (2024/04/10)
52 Weeks Low   date	1,472.04 EUR (2023/10/04)

## Composition

Name  ISIN	Price	Diff %  Diff +/-	Performance 	Date Time	Turnover Pc.  Turnover Money 
4IG NYILVANOSAN MUKODO RE... HU0000167788	811.00	0.12% 1.00		24/04/29 11:20:54	30,893 24,853,191.00
ALLEGRO.EU SA LU2237380790	7.576	2.96% 0.22		24/04/29 12:31:24	- -
ANY SECURITY PRINTING COM... HU0000093257	3,690.00	0.27% 10.00		24/04/29 12:38:35	1,050 3,868,650.00
BANK POLSKA KASA OPIEKI S... PLPEKAO00016	38.63	-2.57% -1.02		24/04/29 12:31:11	- -
CD PROJEKT S.A. PLOPTTC00011	26.81	1.28% 0.34		24/04/29 12:31:23	- -
CEZ AS CZ0005112300	862.50	0.94% 8.00		24/04/29 12:39:56	79,620 68,405,120.00
COLT CZ GROUP SE CZK0.10 CZ0009008942	634.00	-0.16% -1.00		24/04/29 12:29:10	1,168 742,822.00
DINO POLSKA SA PLDINPL00011	89.64	1.27% 1.12		24/04/29 12:31:08	- -
ERSTE GROUP BANK AG AT0000652011	1,107.50	-0.76% -8.50		24/04/29 12:36:30	38,639 42,916,110.50
KGHM POLSKA MIEDZ SA PLKGHM000017	32.11	0.22% 0.07		24/04/29 12:31:23	- -
KOFOLA CESKOSLOVENSKO AS ... CZ0009000121	272.00	0.00% 0.00		24/04/29 12:37:41	2,462 669,880.00
KOMERCNI BANKA CZ0008019106	863.50	0.17% 1.50		24/04/29 12:38:11	146,508 126,643,079.50
LPP SA PLLPP0000011	3,560.00	0.06% 2.00		24/04/29 12:31:11	- -
MAGYAR TELEKOM TELECOMMUN... HU0000073507	912.00	1.56% 14.00		24/04/29 12:36:05	172,465 156,893,423.00
MASTERPLAST SHARE HUF100 HU0000093943	2,910.00	0.34% 10.00		24/04/29 12:31:30	1,489 4,332,990.00
MBANK SA PLBRE0000012	149.20	-0.10% -0.15		24/04/29 12:27:29	- -
MOL HUNGARIAN OIL & GAS P... HU0000153937	3,018.00	0.47% 14.00		24/04/29 12:37:35	22,678 68,272,832.00
MONETA MONEY BANK A.S. CZ0008040318	97.10	0.10% 0.10		24/04/29 12:35:41	253,289 24,631,300.20
OPUS GLOBAL NYRT HU0000110226	384.00	-1.92% -7.50		24/04/29 12:20:17	94,181 36,157,597.00
ORLEN SA PLPKN0000018	15.326	-0.43% -0.07		24/04/29 12:31:25	- -
OTP BANK PLC HU0000061726	17,765.00	0.31% 55.00		24/04/29 12:39:18	70,493 1,255,805,045.00
PGE POLSKA GRUPA ENERGETY... PLPGER000010	1.3255	-0.45% -0.01		24/04/29 12:27:30	- -
PHILIP MORRIS(CZ) CZK1000 CS0008418869	16,020.00	0.38% 60.00		24/04/29 12:13:52	617 9,858,220.00
POWSZECHNA KASA OSZCZEDNO... PLPKO0000016	13.80	-2.20% -0.31		24/04/29 12:31:11	- -
POWSZECHNY ZAKLAD UBEZPIE... PLPZU0000011	11.575	-1.41% -0.17		24/04/29 12:30:04	- -

## AUSTRIA CECE OVERALL(EUR)

PRIMOCO UAV SE CZK1 CZ0005135970	930.00	3.33% 30.00		24/04/29 12:39:58	770 707,635.00
RICHTER GEDEON VEGYESZETI... HU0000123096	9,165.00	-0.38% -35.00		24/04/29 12:37:17	22,392 206,209,540.00
SANTANDER BANK POLSKA SA PLBZ00000044	127.65	-1.31% -1.70		24/04/29 12:31:10	- -
VIENNA INSURANCE GROUP AT0000908504	29.30	0.51% 0.15		24/04/29 12:36:14	12,050 352,989.95