

ERSTE STOCK GLOBAL VT

Global equity fund with a focus on growth stocks

ISIN: AT0000639497

Overview

2024/04/26	
NAV	4,842.6100
Difference	▼ -1.50% (-73.70)
General attributes	
Fund type	Equity Funds
Investment company	Erste Asset Management GmbH
Currency	CZK
Type	VT
Begin of subscription period	-
Inception	1996/09/16
Licensed in	AT,CZ
Duration of fund	open end
Distribution	10/01
Total assets	540,493,147.67 EUR
Fiscal year	07/01 - 06/30
Initial charge	3.00%
Management fee	1.80%
Ongoing charges	2.07%
Minimum investment	According to offer
Account number	-
Recommended holding period	At least 6 years
Investor experience	-
Investor tolerance	4 (scale 1-7)
Disclosure Regulation	Article 8



The chart shows the current fund share unit price (NAV) of the nominal value of an investment company proclaimed on that working day. Performances under 12 month have only little informative value. Information about previous performance does not guarantee future performance.

Source: Česká spořitelna, a. s.

+ Advantages

Broad diversification in selected global companies with little capital investment. Active stock selection based on fundamental criteria. Participation in the stability of developed markets as well as growth opportunities in global emerging markets. Opportunities for capital appreciation.

! Details you should be aware of

The price of the funds can fluctuate considerably (high volatility). Due to the investment in foreign currencies, the net asset value in Euro can fluctuate due to changes in the exchange rate. Capital loss is possible. Risks that may be significant for the fund are in particular: credit and counterparty risk, liquidity risk, custody risk, derivative risk and operational risk. Comprehensive information on the risks of the fund can be found in the prospectus or the information for investors pursuant to § 21 AIFMG, section II, "Risk information".

Performance goal and investment strategy

The ERSTE STOCK GLOBAL invests in selected companies worldwide. The fund's investment process is based on fundamental business analysis. The selection of stocks takes place with a focus on high-quality growth companies without restrictions on size, industry affiliation and location. A concentrated portfolio is striven for as part of the portfolio construction process. Furthermore, the individual stocks are weighted independently of the market capitalization of the respective companies. A hedge against foreign currency risks is generally not provided, but is possible. Ecological and social factors as well as corporate management factors are integrated into the investment process.

Performance (2024/03/28)

Period	YTD	6m	1Y	3Y	5Y	10Y	since inc.
			(% p a)	(% p a)	(% p a)	(% p a)	(% p a)
Perf	14.69	-	30.56	6.50	11.15	9.41	5.30

Annual performance in % (2024/03/28)

Period	2019	2020	2021	2022	2023
Perf	35.24	13.47	24.51	-21.50	15.08

Statistical figures (2024/03/28)

Sharpe Ratio	-
Volatility in %	15.26

Minimum & maximum performance in % p.a. (2024/03/28)

1Y	63.21	
	-56.30	
3Y	26.05	
	-26.64	
5Y	18.60	
	-14.53	
10Y	13.87	
	-10.94	









Upozornění na riziko podle rakouského zákona o investičních fondech 2011

Unless explicitly noted otherwise, performance figures for periods of less than ten years always start from the launch of the fund. Performance figures for periods of less than 12 months in particular are not indicative of a fund's development due to their short-term nature.









Top holdings (2024/03/28)

ISIN	Name	Currency	%FA
-	MICROSOFT DL-,00000625	-	3.86
-	NVIDIA CORP. DL-,01	-	3.01
-	LINDE PLC EO -,001	-	2.39
-	JPMORGAN CHASE DL 1	-	2.23
-	META PLATF. A DL-,000006	-	2.20
-	SHERWIN-WILLIAMS DL 1	-	2.19
-	CATERPILLAR INC. DL 1	-	2.12
-	ALPHABET INC.CL.A DL-,001	-	2.12
-	CONOCOPHILLIPS DL-,01	-	2.08
-	KEYENCE CORP.	-	2.07

Holdings by country (2024/03/28)

	69.14 %	United States of America
	6.43 %	Japan
	5.75 %	France
	3.80 %	Denmark
	3.36 %	Indonesia
	2.17 %	China
	2.13 %	Taiwan
	1.99 %	Korea, Republic of

Holdings by currency (2024/03/28)

	66.26 %	USD
	10.64 %	EUR
	6.09 %	JPY
	3.87 %	DKK
	3.71 %	HKD
	3.18 %	IDR
	2.65 %	TWD
	1.95 %	KRW

1.92 %	Netherlands	1.53 %	INR
1.69 %	Hong Kong	0.12 %	Others

Percentage holdings by sector (2024/03/28)

28.22 %	Information Technology
17.45 %	Financials
14.06 %	Industrials
12.72 %	Health Care
6.88 %	Communication Services
6.30 %	Consumer Discretionary
5.51 %	Consumer Staples
4.95 %	Materials
3.90 %	Energy

Disclaimer

The full names of the open-ended mutual funds and complete product information are provided in the statutes (prospectuses) of the funds. The information stated herein is of the nature of a promotional message. The information stated in this message is not an investment recommendation or investment advice since it does not take into account the specific situation of specific investors. The value of the financial instruments may rise and fall, while there is no guarantee of a return on the originally invested amount. Past performance is no guarantee of the same performance in a future period. A visitor to this website may be outside the target market of the financial instruments stated herein. We recommend that you consult your specific investment plan with an expert advisor who will verify that the planned investment will be commensurate with your knowledge and experience, that it will be in accordance with your needs, characteristics and goals, financial circumstances or relation to risk, and will familiarise you with all possible risks of a specific investment opportunity.