


ERSTE STOCK EUROPE EMERGING VT

Equity fund with a focus on the emerging markets of Central and Eastern Europe

ISIN: AT0000639471

Overview

2024/08/20
NAV
1,904.1800
Difference  0.29% (5.50)

General attributes	
Fund type	Equity Funds
Investment company	Erste Asset Management GmbH
Currency	CZK
Type	VT
Begin of subscription period	-
Inception	1990/10/01
Licenced in	AT,CZ
Duration of fund	open end
Distribution	09/01
Total assets	48,372,399.38 EUR
Fiscal year	06/01 - 05/31
Initial charge	3.00%
Management fee	1.80%
Ongoing charges	2.22%
Minimum investment	According to offer
Recommended holding period	At least 6 years
Investor experience	-
Investor tolerance	5 (scale 1-7)



The chart shows the current fund share unit price (NAV) of the nominal value of an investment company proclaimed on that working day. Performances under 12 month have only little informative value. Information about previous performance does not guarantee future performance.

Source: Česká spořitelna, a. s.

Advantages

Broadly diversified investment in companies of Central and Eastern European emerging markets with little capital investment. Opportunities for capital appreciation. The fund is suitable as an addition to an existing equity portfolio and is intended for long-term capital appreciation.

Details you should be aware of

The price of the funds can fluctuate considerably (high volatility). Due to the investment in foreign currencies, the net asset value in Euro can fluctuate due to changes in the exchange rate. Capital loss is possible. Risks that may be significant for the fund are in particular: credit and counterparty risk, liquidity risk, custody risk, derivative risk and operational risk. Comprehensive information on the risks of the fund can be found in the prospectus or the information for investors pursuant to § 21 AIFMG, section II, "Risk information".

Performance goal and investment strategy

ERSTE STOCK EUROPE EMERGING invests primarily in companies domiciled or with business interests in Central, Southern and Eastern European countries (including Turkey) excluding Russia. The Fund's investment process is based on fundamental company analysis. Names are selected from among companies that meet high quality standards and post strong growth rates. Foreign currency risks are generally not hedged, but hedging is possible.

Information about the segregation of the illiquid, non-fungible portion of the Fund as of 7 October 2022 due to the current political situation and the associated uncertainties regarding the fungibility of the Moscow Exchange can be found [here](#)

Performance (2024/07/31)

Period	YTD	6m	1Y	3Y	5Y	10Y	since inc.
			(% p a)	(% p a)	(% p a)	(% p a)	(% p a)
Perf	22.03	-	32.12	7.31	4.87	2.57	3.95

Annual performance in % (2024/07/31)

Period	2019	2020	2021	2022	2023
Perf	34.85	-16.79	21.60	-20.68	27.75

Statistical figures (2024/07/31)

Sharpe Ratio	-
Volatility in %	26.90

Minimum & maximum performance in % p.a. (2024/07/31)

1Y	192.28	
	-74.79	
3Y	57.11	
	-32.16	
5Y	41.49	
	-16.39	
10Y	16.79	
	-9.07	

Upozornění na riziko podle rakouského zákona o investičních fondech 2011




Since the history of the fund is very short, this performance chart is of little significance.

ERSTE STOCK EUROPE EMERGING may exhibit increased volatility due to the composition of its portfolio: i.e. the unit value can be subject to significant fluctuations both upwards and downwards within short periods of time.




Top holdings (2024/07/31)


ISIN	Name	Currency	%FA
-	Powszechna K.O.(PKO)Bk Polski	-	7.32
-	Powszechny Zaklad Ubezpieczen	-	6.12
-	Eurobank Ergasias Ser.Hold.SA	-	5.35
-	National Bank of Greece S.A.	-	5.13
-	Bank Polska Kasa Opieki S.A.	-	5.02
-	Nova Ljubljanska Banka d.d.	-	4.77
-	Allegro.eu	-	4.50
-	Haci Omer Sabanci Holding A.S.	-	3.94
-	Orlen S.A.	-	3.51
-	Koc Holding A.S.	-	3.40

Holdings by country (2024/07/31)

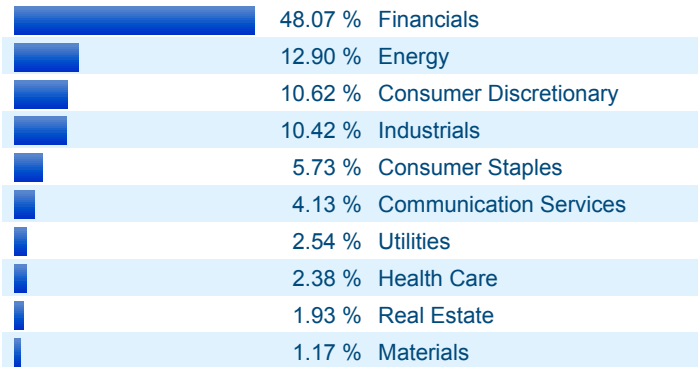
	33.36 %	Poland
	27.61 %	Turkey
	16.37 %	Greece

Holdings by currency (2024/07/31)

	31.62 %	PLN
	26.89 %	EUR
	26.26 %	TRY



Percentage holdings by sector (2024/07/31)



Disclaimer

The full names of the open-ended mutual funds and complete product information are provided in the statutes (prospectuses) of the funds. The information stated herein is of the nature of a promotional message. The information stated in this message is not an investment recommendation or investment advice since it does not take into account the specific situation of specific investors. The value of the financial instruments may rise and fall, while there is no guarantee of a return on the originally invested amount. Past performance is no guarantee of the same performance in a future period. A visitor to this website may be outside the target market of the financial instruments stated herein. We recommend that you consult your specific investment plan with an expert advisor who will verify that the planned investment will be commensurate with your knowledge and experience, that it will be in accordance with your needs, characteristics and goals, financial circumstances or relation to risk, and will familiarise you with all possible risks of a specific investment opportunity.