

ERSTE RESPONSIBLE STOCK AMERICA VT

Sustainable equity fund North America

ISIN: AT0000639463

Overview

2024/04/26

NAV

19,143.2200Difference  -0.88% (-169.79)

General attributes

Fund type	Equity Funds
Investment company	Erste Asset Management GmbH
Currency	CZK
Type	VT
Begin of subscription period	-
Inception	1990/03/01
Licensed in	AT,CZ
Duration of fund	open end
Distribution	09/01
Total assets	312,101,440.82 USD
Fiscal year	07/01 - 06/30
Initial charge	3.00%
Management fee	1.80%
Ongoing charges	2.04%
Minimum investment	According to offer
Account number	-
Recommended holding period	At least 6 years
Investor experience	-
Investor tolerance	5 (scale 1-7)
Disclosure Regulation	Article 8

since inception



The chart shows the current fund share unit price (NAV) of the nominal value of an investment company proclaimed on that working day. Performances under 12 month have only little informative value. Information about previous performance does not guarantee future performance.

Source: Česká spořitelna, a. s.

 Advantages

Broadly diversified investment in North American stocks (US and Canada). Participation in ecologically, morally and socially operating companies. Active stock selection based on fundamental criteria. Opportunities for attractive capital appreciation.

 Details you should be aware of

The price of the funds can fluctuate considerably (high volatility). Due to the investment in foreign currencies, the fund value can fluctuate due to changes in the exchange rate. Capital loss is possible. Risks that may be significant for the fund are in particular: credit and counterparty risk, liquidity risk, custody risk, derivative risk and operational risk. Comprehensive information on the risks of the fund can be found in the prospectus or the information for investors pursuant to § 21 AIFMG, section II, "Risk information".

Performance goal and investment strategy

ERSTE RESPONSIBLE STOCK AMERICA is a sustainability equity fund that primarily invests in shares of selected companies based on stock exchange listed in North America. The fund's investment process is based on fundamental business analysis. When selecting stocks, high-quality, high-growth companies are used. Investing in shares of companies that are pioneers in terms of ecological, social and governance aspects is the focus of the investment decision. A holistic ESG approach also takes ethical aspects into account. Hedging against foreign currency risks is generally not provided, but is possible.

Performance (2024/03/28)

Period	YTD	6m	1Y	3Y	5Y	10Y	since inc.
			(% p a)	(% p a)	(% p a)	(% p a)	(% p a)
Perf	13.19	-	34.49	8.84	14.52	11.97	5.99

Annual performance in % (2024/03/28)

Period	2019	2020	2021	2022	2023
Perf	31.50	22.47	29.63	-18.95	18.75

Statistical figures (2024/03/28)

Sharpe Ratio	-
Volatility in %	15.49

Minimum & maximum performance in % p.a. (2024/03/28)

1Y	87.46	
	-47.34	
3Y	33.49	
	-20.56	
5Y	28.26	
	-9.57	
10Y	17.57	
	-6.70	

Upozornění na riziko podle rakouského zákona o investičních fondech 2011

Unless explicitly noted otherwise, performance figures for periods of less than ten years always start from the launch of the fund. Performance figures for periods of less than 12 months in particular are not indicative of a fund's development due to their short-term nature.




Top holdings (2024/03/28)

ISIN	Name	Currency	%FA
-	Microsoft Corp.	-	8.65
-	NVIDIA Corp.	-	7.52
-	Apple Inc.	-	6.71
-	Alphabet Inc.	-	6.03
-	Broadcom Inc.	-	2.79
-	VISA Inc.	-	1.94
-	UnitedHealth Group Inc.	-	1.70
-	Merck & Co. Inc.	-	1.66
-	Mastercard Inc.	-	1.57
-	Johnson & Johnson	-	1.42






Holdings by country (2024/03/28)

	99.46 %	United States of America
------------------------------------------------------------------------------------	---------	--------------------------

Holdings by currency (2024/03/28)

	99.43 %	USD
	0.55 %	CAD
	0.01 %	Others

Percentage holdings by sector (2024/03/28)

	44.35 %	Information Technology
	18.29 %	Health Care
	9.47 %	Financials
	9.44 %	Industrials
	7.53 %	Communication Services

Please read the disclaimer at the end of the document.

2/3

	5.37 %	Consumer Discretionary
	3.48 %	Consumer Staples
	1.80 %	Materials
	0.26 %	Utilities

Disclaimer

The full names of the open-ended mutual funds and complete product information are provided in the statutes (prospectuses) of the funds. The information stated herein is of the nature of a promotional message. The information stated in this message is not an investment recommendation or investment advice since it does not take into account the specific situation of specific investors. The value of the financial instruments may rise and fall, while there is no guarantee of a return on the originally invested amount. Past performance is no guarantee of the same performance in a future period. A visitor to this website may be outside the target market of the financial instruments stated herein. We recommend that you consult your specific investment plan with an expert advisor who will verify that the planned investment will be commensurate with your knowledge and experience, that it will be in accordance with your needs, characteristics and goals, financial circumstances or relation to risk, and will familiarise you with all possible risks of a specific investment opportunity.