

## ERSTE PORTFOLIO BOND EUROPE VT

Bond fund with european bonds

ISIN: AT0000639455

## Overview

2024/08/14

NAV

2,812.2000

Difference



0.55% (15.38)

## General attributes

Fund type	Flexible-Term Bond Funds
Investment company	Erste Asset Management GmbH
Currency	CZK
Type	VT
Begin of subscription period	-
Inception	1987/05/18
Licensed in	AT,CZ
Duration of fund	open end
Distribution	10/01
Total assets	105,550,813.20 EUR
Fiscal year	07/01 - 06/30
Initial charge	1.00%
Management fee	0.72%
Ongoing charges	0.77%
Minimum investment	According to offer
Recommended holding period	At least 6 years
Investor experience	-
Investor tolerance	3 (scale 1-7)
Disclosure Regulation	Article 8

since inception



The chart shows the current fund share unit price (NAV) of the nominal value of an investment company proclaimed on that working day. Performances under 12 month have only little informative value. Information about previous performance does not guarantee future performance.

Source: Česká spořitelna, a. s.

## Advantages

Broad diversification in issuers from a variety of countries and sectors. Opportunity to earn attractive annual return. Capital appreciation is possible via currency gains. Gains are possible when interest rates fall.

## Details you should be aware of

Rising interest rates can lead to price declines. Due to the investment in foreign currencies, the net asset value of the fund can be negatively impacted by currency fluctuations. Deterioration in credit ratings can lead to price declines. Capital loss is possible. Risks that may be significant for the fund are in particular: credit and counterparty risk, liquidity risk, custody risk, derivative risk and operational risk. Comprehensive information on the risks of the fund can be found in the prospectus or the information for investors pursuant to § 21 AIFMG, section II, "Risk information".

Performance goal and investment strategy

ERSTE PORTFOLIO BOND EUROPE mainly invests in bonds from European countries and other European issuers. In addition to euro bonds, bonds in other European currencies may be added to the portfolio. Implementation can take place directly via individual bonds or indirectly via subfunds. Foreign currency risks against the euro can be up to 35% of the fund's volume. Ecological and social factors as well as corporate management factors are integrated into the investment process.

Performance (2024/07/31)							
Period	YTD	6m	1Y	3Y	5Y	10Y	since inc.
			(% p a)	(% p a)	(% p a)	(% p a)	(% p a)
Perf	2.50	-	10.76	-6.24	-2.75	-0.92	0.86

Annual performance in % (2024/07/31)					
Period	2019	2020	2021	2022	2023
Perf	7.14	6.67	-6.77	-22.05	8.25

Funds ratio of bonds (2024/07/31)	
Average Yield	3.46 %
Average time to maturity	8.61 years
Duration in years	7.27 years
Modified duration	7.07 %

Statistical figures (2024/07/31)	
Sharpe Ratio	-
Volatility in %	9.65

Upozornění na riziko podle rakouského zákona o investičních fondech 2011

Since the history of the fund is very short, this performance chart is of little significance.

ERSTE PORTFOLIO BOND EUROPE may make significant investments in derivatives (including swaps and other OTC derivatives) pursuant to section 73 of the 2011 Austrian Investment Fund Act.

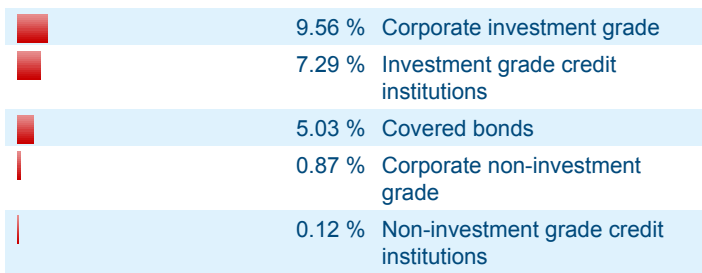
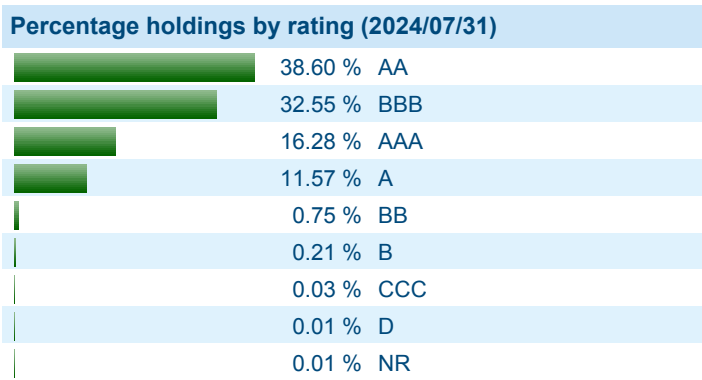
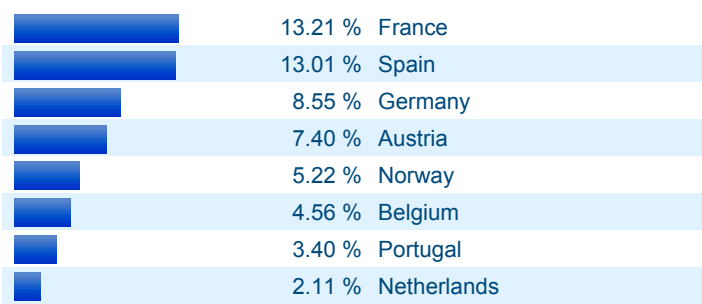
ERSTE PORTFOLIO BOND EUROPE may make significant investments in investment funds (UCITS, UCI) pursuant to section 71 of the 2011 Austrian Investment Fund Act.

In accordance with the fund provisions approved by the Austrian Financial Market Authority (FMA), ERSTE PORTFOLIO BOND EUROPE intends to invest more than 35% of its assets in securities and/or money market instruments of public issuers. A detailed list of these issuers can be found in the prospectus, para. II, point 12.

Top holdings (2024/07/31)			
ISIN	Name	Currency	%FA
-	TREASURY STK 2047 (22-JUL-47)	-	5.18
-	ITALIEN 23/34 (01-MAR-34)	-	4.53
-	TREASURY STK 2027 (22-JUL-27)	-	4.17
-	SPANIEN 16-46 (31-OCT-46)	-	3.19
-	GROSSBRIT. 20/41 (22-OCT-41)	-	3.16

Holdings by country (2024/07/31)	
	19.33 % United Kingdom
	15.86 % Italy

Percentage securities type (2024/07/31)	
	77.13 % Government/Government guaranteed



**Disclaimer**

The full names of the open-ended mutual funds and complete product information are provided in the statutes (prospectuses) of the funds. The information stated herein is of the nature of a promotional message. The information stated in this message is not an investment recommendation or investment advice since it does not take into account the specific situation of specific investors. The value of the financial instruments may rise and fall, while there is no guarantee of a return on the originally invested amount. Past performance is no guarantee of the same performance in a future period. A visitor to this website may be outside the target market of the financial instruments stated herein. We recommend that you consult your specific investment plan with an expert advisor who will verify that the planned investment will be commensurate with your knowledge and experience, that it will be in accordance with your needs, characteristics and goals, financial circumstances or relation to risk, and will familiarise you with all possible risks of a specific investment opportunity.