

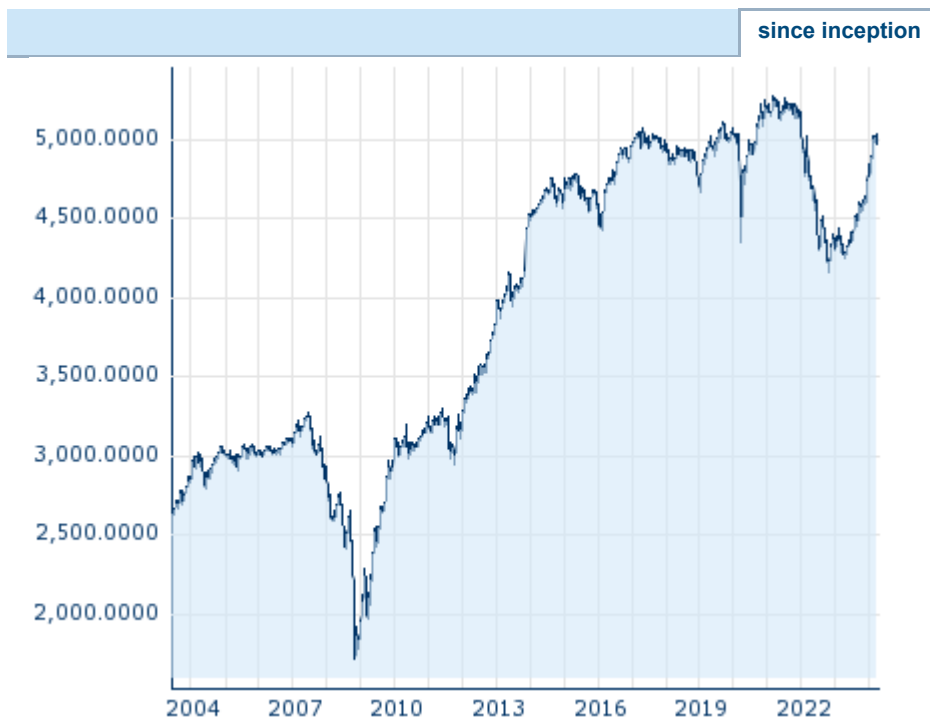
ERSTE BOND EUROPE HIGH YIELD VT

High-yielding corporate bonds with currency
hedging in euros

ISIN: **AT0000639422**

Overview

2024/04/23	
NAV	4,994.9800
Difference	▲ 0.20% (10.15)
General attributes	
Fund type	Flexible-Term Bond Funds
Investment company	Erste Asset Management GmbH
Currency	CZK
Type	VT
Begin of subscription period	-
Inception	1999/06/01
Licensed in	AT,CZ
Duration of fund	open end
Distribution	09/01
Total assets	370,368,317.66 EUR
Fiscal year	06/01 - 05/31
Initial charge	1.00%
Management fee	1.20%
Ongoing charges	1.17%
Minimum investment	According to offer
Account number	-
Recommended holding period	At least 6 years
Investor experience	-
Investor tolerance	3 (scale 1-7)
Disclosure Regulation	Article 8



The chart shows the current fund share unit price (NAV) of the nominal value of an investment company proclaimed on that working day. Performances under 12 month have only little informative value. Information about previous performance does not guarantee future performance.

Source: Česká spořitelna, a. s.

+ Advantages

Broad diversification in European high-yield bonds. Attractive, long-term asset class. Opportunity to earn high annual payouts. No currency effects due to currency hedging.

! Details you should be aware of

The price of the fund can fluctuate considerably. Deteriorations in credit ratings can lead to price declines. Increased risk due to average to low debtor credit rating of participating companies. Capital loss is possible. Risks that may be significant for the fund are in particular: credit and counterparty risk, liquidity risk, custody risk, derivative risk and operational risk. Comprehensive information on the risks of the fund can be found in the prospectus or the information for investors pursuant to § 21 AIFMG, section II, "Risk information".

Performance goal and investment strategy

ERSTE BOND EUROPE HIGH YIELD mainly invests in corporate bonds denominated in euros. Foreign currency risks are mostly hedged. The rating is primarily high-yield (BB and lower). Ecological and social factors as well as corporate management factors are integrated into the investment process.

Performance (2024/03/28)

Period	YTD	6m	1Y (% p a)	3Y (% p a)	5Y (% p a)	10Y (% p a)	since inc. (% p a)
Perf	3.33	-	17.20	-1.55	0.17	0.90	3.12

Annual performance in % (2024/03/28)

Period	2019	2020	2021	2022	2023
Perf	7.27	2.51	-2.45	-15.15	12.46

Funds ratio of bonds (2024/03/28)

Average Yield	5.03 %
Average time to maturity	12.50 years
Duration in years	2.76 years
Modified duration	2.64 %

Statistical figures (2024/03/28)

Sharpe Ratio	-
Volatility in %	6.97

Minimum & maximum performance in % p.a. (2024/03/28)

1Y	62.33	
	-35.83	
3Y	23.26	
	-11.87	
5Y	18.04	
	-4.32	
10Y	10.07	
	0.05	









Upozornění na riziko podle rakouského zákona o investičních fondech 2011

Unless explicitly noted otherwise, performance figures for periods of less than ten years always start from the launch of the fund. Performance figures for periods of less than 12 months in particular are not indicative of a fund's development due to their short-term nature.






Top holdings (2024/03/28)



ISIN	Name	Currency	%FA
-	FORVIA 21/27 (15-FEB-27)	-	2.08
-	ZF FINANCE GMBH MTN 21/28 (03-MAY-28)	-	2.03
-	TELECOM ITAL 23/28 MTN (31-JUL-28)	-	1.80
-	TELEFON.EUROPE 18/UND.FLR (01-JAN-99)	-	1.67
-	A2A 21/31 MTN (15-JUL-31)	-	1.46

Holdings by country (2024/03/28)



	18.76 %	France
	15.30 %	Italy
	14.79 %	United States of America
	11.55 %	Germany
	10.93 %	Spain
	7.06 %	United Kingdom
	4.54 %	Netherlands
	2.72 %	Sweden

Percentage securities type (2024/03/28)











	72.11 %	Corporate non-investment grade
	12.28 %	Corporate investment grade
	9.25 %	Non-investment grade credit institutions
	4.85 %	Investment grade credit institutions
	1.50 %	Government/Government guaranteed

	2.21 %	Greece
	2.10 %	Switzerland

Holdings by currency (2024/03/28)

	99.96 %	EUR
	0.04 %	Others

Percentage holdings by rating (2024/03/28)

	57.17 %	BB
	19.47 %	B
	16.38 %	BBB
	3.59 %	CCC
	1.05 %	A
	0.79 %	CC
	0.77 %	AA
	0.43 %	AAA
	0.27 %	NR
	0.07 %	C

Disclaimer

The full names of the open-ended mutual funds and complete product information are provided in the statutes (prospectuses) of the funds. The information stated herein is of the nature of a promotional message. The information stated in this message is not an investment recommendation or investment advice since it does not take into account the specific situation of specific investors. The value of the financial instruments may rise and fall, while there is no guarantee of a return on the originally invested amount. Past performance is no guarantee of the same performance in a future period. A visitor to this website may be outside the target market of the financial instruments stated herein. We recommend that you consult your specific investment plan with an expert advisor who will verify that the planned investment will be commensurate with your knowledge and experience, that it will be in accordance with your needs, characteristics and goals, financial circumstances or relation to risk, and will familiarise you with all possible risks of a specific investment opportunity.