

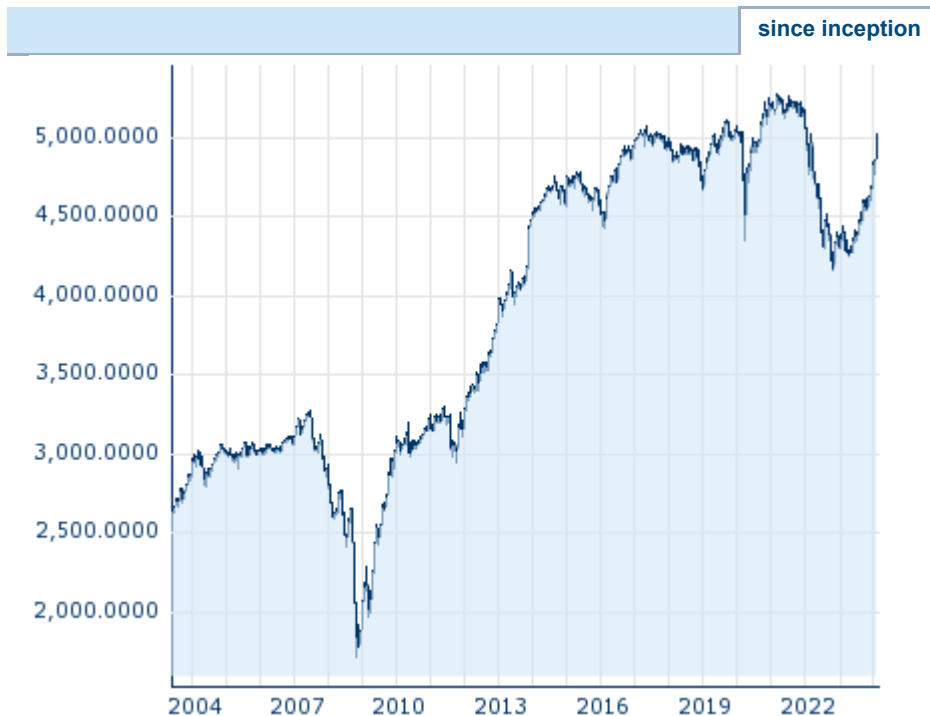
ERSTE BOND EUROPE HIGH YIELD VT

High-yielding corporate bonds with currency hedging in euros

ISIN: AT0000639422

Overview

| | |
|------------------------------|---|
| 2024/02/29 | |
| NAV | 4,999.7600 |
| Difference | ▼ -0.15% (-7.33) |
| General attributes | |
| Fund type | Flexible-Term Bond Funds |
| Investment company | Erste Asset Management GmbH |
| Currency | CZK |
| Type | VT |
| Begin of subscription period | - |
| Inception | 1999/06/01 |
| Licensed in | AT,CZ |
| Duration of fund | open end |
| Distribution | 09/01 |
| Total assets | 368,205,850.53 EUR |
| Fiscal year | 06/01 - 05/31 |
| Initial charge | 1.00% |
| Management fee | 1.20% |
| Ongoing charges | 1.13% |
| Minimum investment | According to offer |
| Account number | - |
| Recommended holding period | At least 6 years |
| Investor experience | - |
| Investor tolerance | 3 (scale 1-7) |
| Disclosure Regulation | Article 8 |



The chart shows the current fund share unit price (NAV) of the nominal value of an investment company proclaimed on that working day. Performances under 12 month have only little informative value. Information about previous performance does not guarantee future performance.

Source: Česká spořitelna, a. s.

+ Advantages

Broad diversification in European high-yield bonds. Attractive, long-term asset class. Opportunity to earn high annual payouts. No currency effects due to currency hedging.

! Details you should be aware of

The price of the fund can fluctuate considerably. Deteriorations in credit ratings can lead to price declines. Increased risk due to average to low debtor credit rating of participating companies. Capital loss is possible. Risks that may be significant for the fund are in particular: credit and counterparty risk, liquidity risk, custody risk, derivative risk and operational risk. Comprehensive information on the risks of the fund can be found in the prospectus or the information for investors pursuant to § 21 AIFMG, section II, "Risk information".

Performance goal and investment strategy

ERSTE BOND EUROPE HIGH YIELD mainly invests in corporate bonds denominated in euros. Foreign currency risks are mostly hedged. The rating is primarily high-yield (BB and lower). Ecological and social factors as well as corporate management factors are integrated into the investment process.

Performance (2024/01/31)

| Period | YTD | 6m | 1Y (% p a) | 3Y (% p a) | 5Y (% p a) | 10Y (% p a) | since inc. (% p a) |
|--------|------|----|---------------|---------------|---------------|----------------|-----------------------|
| Perf | 0.80 | - | 11.77 | -1.85 | 0.24 | 0.74 | 3.02 |

Annual performance in % (2024/01/31)

| Period | 2019 | 2020 | 2021 | 2022 | 2023 |
|--------|------|------|-------|--------|-------|
| Perf | 7.27 | 2.51 | -2.45 | -15.15 | 12.46 |

Funds ratio of bonds (2024/01/31)

| | |
|--------------------------|-------------|
| Average Yield | 4.95 % |
| Average time to maturity | 12.33 years |
| Duration in years | 3.02 years |
| Modified duration | 2.89 % |

Statistical figures (2024/01/31)

| | |
|-----------------|------|
| Sharpe Ratio | - |
| Volatility in % | 6.88 |

Minimum & maximum performance in % p.a. (2024/01/31)

| | | |
|-----|--------|--|
| 1Y | 62.33 | |
| | -35.83 | |
| 3Y | 23.26 | |
| | -11.87 | |
| 5Y | 18.04 | |
| | -4.32 | |
| 10Y | 10.07 | |
| | 0.05 | |

Upozornění na riziko podle rakouského zákona o investičních fondech 2011

Unless explicitly noted otherwise, performance figures for periods of less than ten years always start from the launch of the fund. Performance figures for periods of less than 12 months in particular are not indicative of a fund's development due to their short-term nature.

Top holdings (2024/01/31)

| ISIN | Name | Currency | %FA |
|--------------|---------------------------|----------|------|
| XS2405483301 | FORVIA 21/27 | EUR | 2.08 |
| XS2399851901 | ZF FINANCE GMBH MTN 21/28 | EUR | 2.01 |
| XS2637954582 | TELECOM ITAL 23/28 MTN | EUR | 1.80 |
| XS1795406658 | TELEFON.EUROPE 18/UND.FLR | EUR | 1.67 |
| FR001400M2G2 | TELEPERFORM. 23/31 MTN | EUR | 1.47 |
| XS2364001078 | A2A 21/31 MTN | EUR | 1.46 |
| FR0013534351 | ELECT.FRANCE 20/UND. FLR | EUR | 1.41 |
| XS2189947505 | IQVIA 20/28 REGS | EUR | 1.29 |
| XS2332250708 | ORGANON/ORG.F. 21/28 REGS | EUR | 1.27 |
| XS1846631049 | TELECOM ITAL 18/26 MTN | EUR | 1.26 |

Holdings by country (2024/01/31)

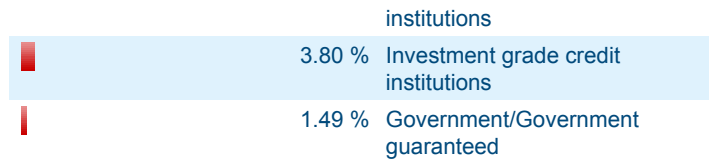
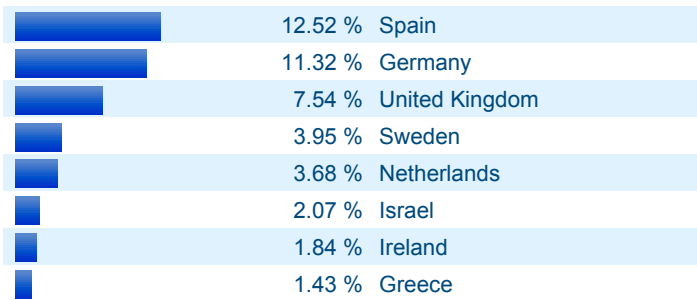
| | | |
|--|---------|--------------------------|
| | 20.66 % | France |
| | 14.29 % | United States of America |
| | 13.51 % | Italy |

Percentage securities type (2024/01/31)

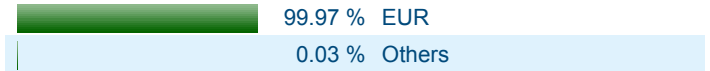
| | | |
|--|---------|--------------------------------|
| | 73.15 % | Corporate non-investment grade |
| | 14.70 % | Corporate investment grade |
| | 6.86 % | Non-investment grade credit |

Please read the disclaimer at the end of the document.

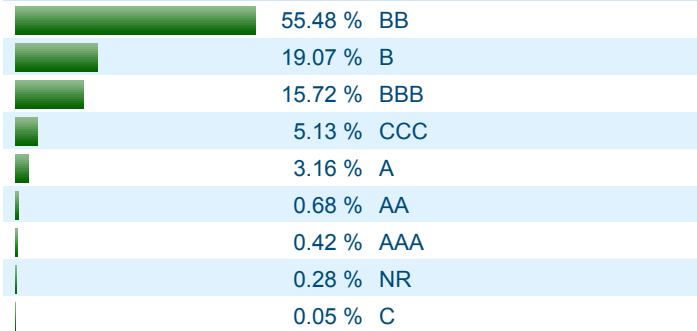
2/3



Holdings by currency (2024/01/31)



Percentage holdings by rating (2024/01/31)



Disclaimer

Full names of open Mutual funds are given in the fund statutes (prospectuses). Pursuant to rules applicable to collective investment, the manager informs that neither the current or expected performance will guarantee the future performance. Investment in investment certificates contains the risk that the current value of amount invested and yields on the amount will fluctuate; thus return on the amount invested is not guaranteed. All information provided herein is of informative nature only and it should not substitute the statute (prospectus) or give its overall summary. Before using this website/information for investment, you should consult consultants of Česká spořitelna. If any yield is mentioned in the reference material, you should always bear in mind that past yields will not guarantee future yields, that any investment is subject to the risk of value fluctuations and change of exchange rates, and that return on the amount invested or profit margin cannot be guaranteed.