


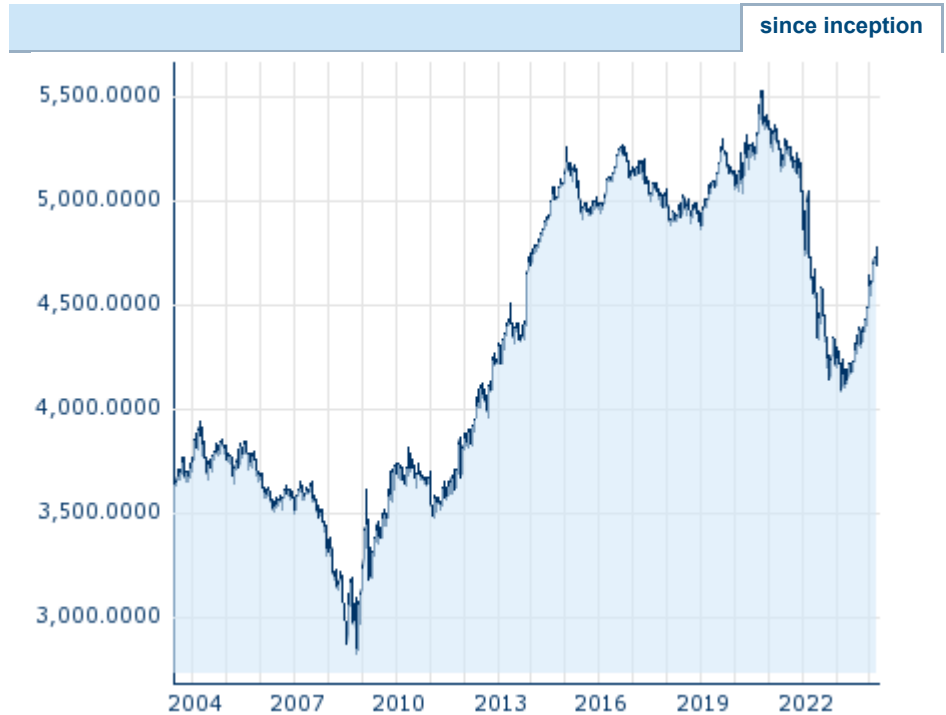
## ERSTE BOND EURO CORPORATE VT

Corporate bonds in euros

ISIN: AT0000639414

## Overview

|                              |  |
|------------------------------|--|
| 2024/04/18                   |  |
| NAV                          | <b>4,720.4100</b>  |
| Difference                   |  0.05% (2.39) |
| <b>General attributes</b>    |  |
| Fund type                    | Flexible-Term Bond Funds   |
| Investment company           | Erste Asset Management GmbH  |
| Currency                     | CZK  |
| Type                         | <b>VT</b>  |
| Begin of subscription period | -  |
| Inception                    | 2001/01/15   |
| Licensed in                  | AT,CZ  |
| Duration of fund             | open end   |
| Distribution                 | 11/02  |
| Total assets                 | 535,844,890.49 EUR   |
| Fiscal year                  | 08/01 - 07/31  |
| Initial charge               | 1.00%  |
| Management fee               | 0.60%  |
| Ongoing charges              | 0.71%  |
| Minimum investment           | According to offer   |
| Account number               | -  |
| Recommended holding period   | At least 6 years   |
| Investor experience          | -  |
| Investor tolerance           | <b>3 (scale 1-7)</b>   |
| Disclosure Regulation        | Article 8  |



The chart shows the current fund share unit price (NAV) of the nominal value of an investment company proclaimed on that working day. Performances under 12 month have only little informative value. Information about previous performance does not guarantee future performance.

Source: Česká spořitelna, a. s.

#### Advantages

Broad diversification in selected corporate bonds with good to average credit ratings. Opportunity to earn an attractive, long-term return and high annual payouts. Gains are possible when interest rates fall.

#### Details you should be aware of

Rising interest rates can lead to price declines. Deterioration in credit ratings can lead to price declines. Capital loss is possible. Risks that may be significant for the fund are in particular: credit and counterparty risk, liquidity risk, custody risk, derivative risk and operational risk. Comprehensive information on the risks of the fund can be found in the prospectus or the information for investors pursuant to § 21 AIFMG, section II, "Risk information".

#### Performance goal and investment strategy

ERSTE BOND EURO CORPORATE mainly invests in corporate bonds of European issuers with high to medium credit ratings, which are

Please read the disclaimer at the end of the document.

1/3

denominated in euros. The rating (creditworthiness) of the bonds in the fund is primarily in the investment grade area. Any foreign currency risks are mostly hedged. Ecological and social factors as well as corporate management factors are integrated into the investment process.

**Performance (2024/03/28)**

| Period | YTD  | 6m | 1Y      | 3Y      | 5Y      | 10Y     | since inc. |
|--------|------|----|---------|---------|---------|---------|------------|
|        |      |    | (% p a) | (% p a) | (% p a) | (% p a) | (% p a)    |
| Perf   | 2.58 | -  | 15.28   | -3.60   | -1.25   | -0.11   | 1.29       |

**Annual performance in % (2024/03/28)**

| Period | 2019 | 2020 | 2021  | 2022   | 2023 |
|--------|------|------|-------|--------|------|
| Perf   | 4.48 | 4.57 | -6.15 | -16.49 | 9.99 |

**Funds ratio of bonds (2024/03/28)**

|                          |            |
|--------------------------|------------|
| Average Yield            | 3.57 %     |
| Average time to maturity | 7.22 years |
| Duration in years        | 4.17 years |
| Modified duration        | 4.02 %     |

**Statistical figures (2024/03/28)**

|                 |      |
|-----------------|------|
| Sharpe Ratio    | -    |
| Volatility in % | 7.17 |

**Minimum & maximum performance in % p.a. (2024/03/28)**

|     |        |   |
|-----|--------|---|
| 1Y  | 20.80  |  |
|     | -16.50 |   |
| 3Y  | 9.58   |  |
|     | -5.67  |  |
| 5Y  | 7.95   |  |
|     | -2.75  |  |
| 10Y | 5.08   |  |
|     | 0.23   |  |











**Upozornění na riziko podle rakouského zákona o investičních fondech 2011**

Unless explicitly noted otherwise, performance figures for periods of less than ten years always start from the launch of the fund. Performance figures for periods of less than 12 months in particular are not indicative of a fund's development due to their short-term nature.






**Top holdings (2024/03/28)**

| ISIN | Name                                 | Currency | %FA  |
|------|--------------------------------------|----------|------|
| -    | BUNDANL.V.23/30 (15-NOV-30)          | -        | 1.15 |
| -    | VOLKSWAGEN LEASING 21/29 (12-JAN-29) | -        | 1.05 |
| -    | IN.DIS.SVCS. 23/28 (14-SEP-28)       | -        | 1.00 |
| -    | A2A 22/30 MTN (19-SEP-30)            | -        | 0.99 |
| -    | M.B.INT.FIN. 23/31 MTN (30-MAY-31)   | -        | 0.99 |

**Holdings by country (2024/03/28)**

|  |         |                          |
|--|---------|--------------------------|
|  | 17.68 % | Germany                  |
|  | 14.74 % | France                   |
|  | 12.19 % | United States of America |
|  | 10.86 % | United Kingdom           |
|  | 7.82 %  | Austria                  |
|  | 6.93 %  | Netherlands              |
|  | 6.47 %  | Spain                    |
|  | 4.42 %  | Italy                    |
|  | 4.11 %  | Denmark                  |
|  | 3.45 %  | Sweden                   |

**Percentage securities type (2024/03/28)**

|  |         |  |
|--|---------|--|
|  | 64.45 % | Corporate investment grade               |
|   | 27.77 % | Investment grade credit institutions     |
|   | 3.72 %  | Government/Government guaranteed         |
|   | 2.92 %  | Corporate non-investment grade           |
|   | 1.15 %  | Non-investment grade credit institutions |

Please read the disclaimer at the end of the document.

2/3

## Holdings by currency (2024/03/28)

|         |        |
|---------|--------|
| 99.98 % | EUR    |
| 0.02 %  | Others |

## Percentage holdings by rating (2024/03/28)

|         |     |
|---------|-----|
| 54.49 % | BBB |
| 32.98 % | A   |
| 5.87 %  | AA  |
| 4.07 %  | BB  |
| 2.59 %  | AAA |

## Disclaimer

The full names of the open-ended mutual funds and complete product information are provided in the statutes (prospectuses) of the funds. The information stated herein is of the nature of a promotional message. The information stated in this message is not an investment recommendation or investment advice since it does not take into account the specific situation of specific investors. The value of the financial instruments may rise and fall, while there is no guarantee of a return on the originally invested amount. Past performance is no guarantee of the same performance in a future period. A visitor to this website may be outside the target market of the financial instruments stated herein. We recommend that you consult your specific investment plan with an expert advisor who will verify that the planned investment will be commensurate with your knowledge and experience, that it will be in accordance with your needs, characteristics and goals, financial circumstances or relation to risk, and will familiarise you with all possible risks of a specific investment opportunity.