

ERSTE STOCK ISTANBUL VT

Equity fund with a focus on Turkey

ISIN: AT0000494885

Overview

2024/07/16

NAV

12,454.4600

Difference



0.29% (36.22)

General attributes

Fund type Equity Funds

Investment company Erste Asset Management GmbH

Currency CZK

Type VT

Begin of subscription period -

Inception 2001/08/14

Licenced in AT,CZ

Duration of fund open end

Distribution 08/01

Total assets 26,937,211.20 EUR

Fiscal year 05/01 - 04/30

Initial charge 3.00%

Management fee 2.16%

Ongoing charges 2.20%

Minimum investment According to offer

Recommended holding period At least 8 years

Investor experience -

Investor tolerance 6 (scale 1-7)

since inception



The chart shows the current fund share unit price (NAV) of the nominal value of an investment company proclaimed on that working day. Performances under 12 month have only little informative value. Information about previous performance does not guarantee future performance.

Source: Česká spořitelna, a. s.

Advantages

Broad diversification in selected Turkish companies with little capital investment. Active stock selection based on fundamental criteria. Opportunities for attractive capital appreciation for investors with large risk appetite. The fund is suitable as an addition to an existing equity portfolio and is intended for long-term capital appreciation.

Details you should be aware of

The price of the funds can fluctuate considerably (high volatility). Due to the investment in foreign currencies, especially in Turkish lira, the net asset value can fluctuate due to changes in the exchange rate. Capital loss is possible. Risks that may be significant for the fund are in particular: credit and counterparty risk, liquidity risk, custody risk, derivative risk and operational risk. Comprehensive information on the risks of the fund can be found in the prospectus or the information for investors pursuant to § 21 AIFMG, section II, "Risk information".

Performance goal and investment strategy

The ERSTE STOCK ISTANBUL mainly invests in companies based or stock market listed in Turkey. The fund's investment process is based on fundamental business analysis. When selecting stocks, the focus is on high-quality, high-growth companies. A hedge against the foreign currency risk from the Turkish lira is generally not provided, but is possible.

Performance (2024/06/28)

Period	YTD	6m	1Y	3Y	5Y	10Y	since inc.
			(% p a)	(% p a)	(% p a)	(% p a)	(% p a)
Perf	46.11	-	-	38.64	18.32	1.79	2.03

Annual performance in % (2024/06/28)

Period	2019	2020	2021	2022	2023
Perf	13.36	-8.41	-12.50	117.29	-6.88

Statistical figures (2024/06/28)

Sharpe Ratio	-
Volatility in %	30.45

Minimum & maximum performance in % p.a. (2024/06/28)

1Y	160.29	
	-68.46	
3Y	67.00	
	-28.17	
5Y	41.75	
	-16.32	
10Y	19.61	
	-10.78	

Upozornění na riziko podle rakouského zákona o investičních fondech 2011








Since the history of the fund is very short, this performance chart is of little significance.

ERSTE STOCK ISTANBUL may exhibit increased volatility due to the composition of its portfolio: i.e. the unit value can be subject to significant fluctuations both upwards and downwards within short periods of time.

Top holdings (2024/06/28)


ISIN	Name	Currency	%FA
-	Akbank T.A.S.	-	8.25
-	BIM Birlesik Magazalar A.S.	-	7.97
-	Turk Hava Yollari A.S.	-	6.13
-	Turkcell Iletisim Hizmetl. AS	-	5.08
-	Haci Omer Sabanci Holding A.S.	-	4.76
-	Koc Holding A.S.	-	4.74
-	Tofas Türk Otomobil Fabrika.AS	-	4.70
-	Coca Cola Icecek A.S.	-	4.65
-	Ford Otomotiv Sanayi A.S.	-	4.59
-	Yapi Ve Kredi Bankasi A.S.	-	4.56

Percentage holdings by sector (2024/06/28)

	26.51 %	Industrials
	23.79 %	Financials
	22.76 %	Consumer Staples
	10.61 %	Consumer Discretionary
	5.36 %	Communication Services
	5.27 %	Materials
	4.04 %	Energy

Please read the disclaimer at the end of the document.

2/3

A horizontal bar chart with a light blue background. A small dark blue square is on the left. To its right, the text "1.67 % Utilities" is displayed in a dark blue font.

1.67 % Utilities

Disclaimer

The full names of the open-ended mutual funds and complete product information are provided in the statutes (prospectuses) of the funds. The information stated herein is of the nature of a promotional message. The information stated in this message is not an investment recommendation or investment advice since it does not take into account the specific situation of specific investors. The value of the financial instruments may rise and fall, while there is no guarantee of a return on the originally invested amount. Past performance is no guarantee of the same performance in a future period. A visitor to this website may be outside the target market of the financial instruments stated herein. We recommend that you consult your specific investment plan with an expert advisor who will verify that the planned investment will be commensurate with your knowledge and experience, that it will be in accordance with your needs, characteristics and goals, financial circumstances or relation to risk, and will familiarise you with all possible risks of a specific investment opportunity.