


## ERSTE STOCK ISTANBUL VT

Equity fund with a focus on Turkey

ISIN: AT0000494885

## Overview

2020/08/12	
NAV	<b>4,701.5700</b>
Difference	 4.21% (190.10)
<b>General attributes</b>	
Fund type	Equity Funds
Investment company	Erste Asset Management GmbH
Currency	CZK
Type	<b>VT</b>
Begin of subscription period	-
Inception	2001/08/14
Licenced in	AT,CZ
Duration of fund	open end
Distribution	08/01
Total assets	25,209,538.38 EUR
Fiscal year	05/01 - 04/30
Initial charge	4.00%
Management fee	2.16%
Ongoing charges	2.18%
Minimum investment	According to offer
Account number	-
Recommended holding period	At least 8 years
Investor experience	-
Investor tolerance	<b>7 (scale 1-7)</b>



The chart shows the current fund share unit price (NAV) of the nominal value of an investment company proclaimed on that working day. Performances under 12 month have only little informative value. Information about previous performance does not guarantee future performance.

Source: Česká spořitelna, a. s.

#### Advantages

Broad diversification in selected Turkish companies with little capital investment. Active stock selection based on fundamental criteria. Opportunities for attractive capital appreciation for investors with large risk appetite. The fund is suitable as an addition to an existing equity portfolio and is intended for long-term capital appreciation.

#### Details you should be aware of

The price of the funds can fluctuate greatly (high volatility). The investor mainly bears the risk of the Turkish equity market as well as the issuer risk of the participating companies. Due to the investment in foreign currencies, especially in Turkish lira, the net asset value can fluctuate due to changes in the exchange rate. Loss of capital is possible.

#### Performance goal and investment strategy

The <> mainly invests in companies based or stock market listed in Turkey. The fund's investment process is based on fundamental business analysis. When selecting stocks, the focus is on high-quality, high-growth companies. A hedge against the foreign currency risk from the Turkish lira is generally not provided, but is possible.

Please read the disclaimer at the end of the document.

1/3

**Performance (2020/07/31)**

Period	YTD	6m	1Y	3Y	5Y	10Y	since inc.
			(% p a)	(% p a)	(% p a)	(% p a)	(% p a)
Perf	-17.79	-	-16.07	-18.05	-12.10	-7.02	-3.31

**Annual performance in % (2020/07/31)**

Period	2015	2016	2017	2018	2019
Perf	-23.62	-12.07	17.26	-39.48	13.36

**Minimum & maximum performance in % p.a. (2020/07/31)**

1Y	154.93	
	-68.46	
3Y	67.00	
	-28.17	
5Y	41.75	
	-16.32	
10Y	19.61	
	-7.74	

**Upozornění na riziko podle rakouského zákona o investičních fondech 2011**

Unless explicitly noted otherwise, performance figures for periods of less than five years always start from the launch of the fund. Performance figures for periods of less than 12 months in particular are not indicative of a fund's development due to their short-term nature.









ERSTE STOCK ISTANBUL may exhibit increased volatility due to the composition of its portfolio: i.e. the unit value can be subject to significant fluctuations both upwards and downwards within short periods of time.

-

**Top holdings (2020/07/31)**

ISIN	Name	Currency	%FA
TREBIMM00018	BIM BIRLESIK MAGAZALAR AS	TRY	8.93
TRAGARAN91N1	TUERKIYE GAR.BANK.NAM.TN1	TRY	7.72
TREEGYO00017	EMLAK KONUT GAYR.YAT.ORT.	TRY	6.01
TRAAKBNK91N6	AKBANK T.A.S. TN 1	TRY	5.72
TRATCELL91M1	TURKCELL ILETISIM TN 1	TRY	5.43
TREULKR00015	ULKER BISKUVI SANAYI TN 1	TRY	4.95
TRAASELS91H2	ASELSAN ELEKTRON.S.V.TIC.	TRY	4.90
TREKOAL00014	KOZA ALTIN ISLETMEL.	TRY	4.80
TRAOTOSN91H6	FORD OTOMOTIV SANAYI TN 1	TRY	4.23
TRAKCHOL91Q8	KOC HLDG NA TN 1	TRY	4.12

**Percentage holdings by sector (2020/07/31)**

	24.59 %	Financials
	21.22 %	Consumer Staples
	17.52 %	Industrials
	13.25 %	Materials
	7.21 %	Consumer Discretionary
	6.16 %	Real Estate
	5.57 %	Communication Services
	3.13 %	Energy
	0.85 %	Information Technology
	0.49 %	Utilities

**Disclaimer**

Full names of open Mutual funds are given in the fund statutes (prospectuses). Pursuant to rules applicable to collective investment, the manager informs that neither the current or expected performance will guarantee the future performance. Investment in investment certificates contains the risk that the current value of amount invested and yields on the amount will fluctuate; thus return on the amount invested is not

guaranteed. All information provided herein is of informative nature only and it should not substitute the statute (prospectus) or give its overall summary. Before using this website/information for investment, you should consult consultants of Česká spořitelna. If any yield is mentioned in the reference material, you should always bear in mind that past yields will not guarantee future yields, that any investment is subject to the risk of value fluctuations and change of exchange rates, and that return on the amount invested or profit margin cannot be guaranteed.