

ESPA STOCK ISTANBUL VT

Equity fund with a focus on Turkey
ISIN: AT0000494885

Overview

2019/12/10	
NAV	5,993.0300
Difference	▼ -0.91% (-55.09)
General attributes	
Fund type	Equity Funds
Investment company	Erste Asset Management GmbH
Currency	CZK
Type	VT
Begin of subscription period	-
Inception	2001/08/14
Licenced in	AT,CZ
Duration of fund	open end
Distribution	08/01
Total assets	33,947,844.39 EUR
Fiscal year	05/01 - 04/30
Initial charge	4.00%
Management fee	2.16%
Ongoing charges	2.15%
Minimum investment	According to offer
Account number	-
Recommended holding period	At least 8 years
Investor experience	-
Investor tolerance	<u>7 (scale 1-7)</u>



The chart shows the current fund share unit price (NAV) of the nominal value of an investment company proclaimed on that working day. Performances under 12 month have only little informative value. Information about previous performance does not guarantee future performance.
Source: Česká spořitelna, a. s.

+ Advantages

Opportunity to earn above-average returns for investors with considerable willingness to take risks. The entire Turkish economy is covered with a single investment. The fund can be sold at any time (in contrast to the frequent lack of liquidity for individual securities on the Turkish stock exchange).

! Details you should be aware of

The net asset value of the fund can fluctuate considerably (high volatility). Due to investments denominated in foreign currencies, particularly in the Turkish lira, the net asset value of the fund in euros can be negatively impacted by currency fluctuations. Emerging markets involve a higher level of risk. The investor bears the risk of the Turkish economy. Loss of capital is possible.

Performance goal and investment strategy

The <> is an equity fund geared towards achieving long-term capital appreciation. The strategic focus of the fund is on the shares of companies from Turkey. The fund management pursues an active investment approach in accordance with the qualitative and quantitative

methods of the CEE equity team. The investment strategy also involves currency risks that are usually not hedged.

Performance (2019/11/29)

Period	YTD	6m	1Y	3Y	5Y	10Y	since inc.
			(% p a)	(% p a)	(% p a)	(% p a)	(% p a)
Perf	13.58	-	6.06	-6.11	-12.04	-	-2.13

Annual performance in % (2019/11/29)

Period	2014	2015	2016	2017	2018
Perf	40.48	-23.62	-12.07	17.26	-39.48

Minimum & maximum performance in % p.a. (2019/11/29)

1Y	154.93	
	-68.46	
3Y	67.00	
	-28.17	
5Y	41.75	
	-16.32	
10Y	19.61	
	-7.00	

Upozornění na riziko podle rakouského zákona o investičních fondech 2011











ESPA STOCK ISTANBUL may exhibit increased volatility due to the composition of its portfolio: i.e. the unit value can be subject to significant fluctuations both upwards and downwards within short periods of time.

-

Top holdings (2019/11/29)

ISIN	Name	Currency	%FA
TRAGARAN91N1	TUERKIYE GAR.BANK.NAM.TN1	TRY	9.38
TREBIMM00018	BIM BIRLESIK MAGAZALAR AS	TRY	8.54
TRAAKBNK91N6	AKBANK T.A.S. TN 1	TRY	8.14
TRATHYAO91M5	TURK HAVA YOLLARI AS	TRY	5.08
TREULKR00015	ULKER BISKUVI SANAYI TN 1	TRY	4.81
TRASAHOL91Q5	HACI OMER SABANCI TN 1	TRY	4.72
TRAEREG91G3	EREGLI DEM.CEL. NAM. TN 1	TRY	4.55
TRATCELL91M1	TURKCELL ILETISIM TN 1	TRY	4.54
TRATUPRS91E8	TUERK.PETROL RAFI. TN 1	TRY	4.53
TRETAVH00018	TAV HAVALIMAN.HLDG TN 1	TRY	4.10

Percentage holdings by sector (2019/11/29)

	28.40 %	Financials
	19.48 %	Industrials
	19.23 %	Consumer Staples
	9.90 %	Materials
	8.01 %	Consumer Discretionary
	4.59 %	Energy
	4.59 %	Communication Services
	3.44 %	Real Estate
	1.75 %	Utilities
	0.61 %	Information Technology

Disclaimer

Full names of open Mutual funds are given in the fund statutes (prospectuses). Pursuant to rules applicable to collective investment, the manager informs that neither the current or expected performance will guarantee the future performance. Investment in investment certificates contains the risk that the current value of amount invested and yields on the amount will fluctuate; thus return on the amount invested is not

guaranteed. All information provided herein is of informative nature only and it should not substitute the statute (prospectus) or give its overall summary. Before using this website/information for investment, you should consult consultants of Česká spořitelna. If any yield is mentioned in the reference material, you should always bear in mind that past yields will not guarantee future yields, that any investment is subject to the risk of value fluctuations and change of exchange rates, and that return on the amount invested or profit margin cannot be guaranteed.