

ACADIA HEALTHCARE CORP INC.

ISIN: **US00404A1097** WKN: **00404A109**

Overview

2024/04/19 08:01:44

Price

65.50 EUR

Difference  0.00% (0.00)

General attributes

ISIN	US00404A1097
Symbol	ACHC
Exchange	Frankfurt
Currency	EUR
Sector	-
Security type	Stock
Market cap (m)	6,093 EUR
Benchmark	S&P 500

Market data

Bid (Bid size)	-
Ask (Ask size)	-
Open	65.50 EUR
High	65.50 EUR
Low	65.50 EUR
Close (prev. day)	65.50 EUR
VWAP	73.00 EUR
Volume (pcs)	0
Trading volume	0.00
Number of trades	1
Last size	0

Futures and Options

Related Futures	-
Related Options	-

5Y













Information about previous performance does not guarantee future performance.

Source: FactSet

Recent research

on market

Date		Headline	Download
2024/04/03		Global Equity Ratings	
2024/03/26		Global Strategy 2Q 2024	
2024/03/13		Global Equity Ratings	
2024/02/22		Global Equity Ratings	
2024/02/14		Global Equity Ratings	

Details

2024/04/19 08:01:44

Price

65.50 EUR

Difference ➔ 0.00% (0.00)

General attributes

ISIN	US00404A1097
Symbol	ACHC
Exchange	Frankfurt
Currency	EUR
Sector	-
Security type	Stock
Market cap (m)	6,093 EUR
Benchmark	S&P 500

Market data

Bid (Bid size)	-
Ask (Ask size)	-
Open	65.50 EUR
High	65.50 EUR
Low	65.50 EUR
Close (prev. day)	65.50 EUR
VWAP	73.00 EUR
Volume (pcs)	0
Trading volume	0.00
Number of trades	1
Last size	0

Performance and Risk

	6m	1Y	3Y
Perf (%)	-10.27%	-4.38%	+27.18%
Perf (abs.)	-7.50	-3.00	+14.00
Beta	0.91	0.84	0.92
Volatility	24.08	27.82	30.94

5Y



Information about previous performance does not guarantee future performance.
Source: FactSet

Price data

Ø price 5 days Ø volume 5 days (pcs.)	66.90 EUR (0)
Ø price 30 days Ø volume 30 days (pcs.)	70.70 EUR (1)
Ø price 100 days Ø volume 100 days (pcs.)	72.71 EUR (0)
Ø price 250 days Ø volume 250 days (pcs.)	69.68 EUR (6)
YTD High date	80.50 EUR (2024/02/28)
YTD Low date	65.50 EUR (2024/04/18)
52 Weeks High date	80.50 EUR (2024/02/28)
52 Weeks Low date	61.00 EUR (2023/05/03)

All listings for ACADIA HEALTHCARE CORP INC.

Exchange	Date	Time	Price	Trading volume (mio.)	Number of trades
Stuttgart	2024/04/19	21:51	65.00 EUR	0.00	10
Nasdaq	2024/04/19	22:00	70.16 USD	27.99	8,306
Munich	2024/04/19	08:09	66.50 EUR	0.00	1
Frankfurt	2024/04/19	08:01	65.50 EUR	0.00	1
Duesseldorf	2024/04/19	19:32	65.00 EUR	0.00	5
Berlin	2024/04/19	20:30	66.00 EUR	0.00	17

Company profile

Company Logo



Company Profile

-

Contact Details

ACADIA HEALTHCARE CO. INC.

--

Telefon: -

Fax: -

E-mail: -