

## IDEANOMICS INC.

ISIN: US45166V2051 WKN: 45166V205

## Overview

2023/08/25 08:34:25

Price  
0.0319 EURDifference  -99.20% (-3.96)

## General attributes

ISIN	US45166V2051
Symbol	IDEX
Exchange	Berlin
Currency	EUR
Sector	Automotive
Security type	Stock
Market cap (m)	5 EUR
Benchmark	S&P 500

## Market data

Bid (Bid size)	-
Ask (Ask size)	-
Open	0.0319 EUR
High	0.0319 EUR
Low	0.0319 EUR
Close (prev. day)	3.9875 EUR
VWAP	-
Volume (pcs)	0
Trading volume	0.00
Number of trades	1
Last size	0

## Futures and Options











Related Futures	-
Related Options	-

5Y



Information about previous performance does not guarantee future performance.  
Source: FactSet

## Recent research

on sector		on market	
Date		Headline	Download
2024/09/11		Global Equity Ratings	
2024/09/09		GEVORKYAN Podniková analýza	
2024/09/05		Global Equity Ratings	
2024/08/12		Global Equity Ratings	
2024/07/24		Global Equity Ratings	

## Details

2023/08/25 08:34:25

## Price

0.0319 EUR

Difference  -99.20% (-3.96)

## General attributes

ISIN	US45166V2051
Symbol	IDEX
Exchange	Berlin
Currency	EUR
Sector	Automotive
Security type	Stock
Market cap (m)	5 EUR
Benchmark	S&P 500

## Market data

Bid (Bid size)	-
Ask (Ask size)	-
Open	0.0319 EUR
High	0.0319 EUR
Low	0.0319 EUR
Close (prev. day)	3.9875 EUR
VWAP	-
Volume (pcs)	0
Trading volume	0.00
Number of trades	1
Last size	0

## Performance and Risk

	6m	1Y	3Y
Perf (%)	-99.80%	-99.96%	-99.98%
Perf (abs.)	-16.16	-78.12	-132.47
Beta	-	-	-
Volatility	717.56	508.76	304.74

5Y



Information about previous performance does not guarantee future performance.  
Source: FactSet

## Price data

Ø price 5 days   Ø volume 5 days (pcs.)	4.0864 EUR (0)
Ø price 30 days   Ø volume 30 days (pcs.)	7.8823 EUR (0)
Ø price 100 days   Ø volume 100 days (pcs.)	7.5607 EUR (3)
Ø price 250 days   Ø volume 250 days (pcs.)	19.4533 EUR (1)
YTD High   date	26.1625 EUR (2023/01/30)
YTD Low   date	0.0319 EUR (2023/08/25)
52 Weeks High   date	86.5875 EUR (2022/09/05)
52 Weeks Low   date	0.0319 EUR (2023/08/25)

## Arbitrage views

Exchange 	Date	Time	Price	Trading volume (mio.)	Number of trades
Munich	2023/08/24	08:07	5.375 EUR	0.00	1
Frankfurt	2023/08/24	08:00	3.9125 EUR	0.00	1
FINRA other OTC Issues	2024/09/13	21:12	0.20 USD	0.00	112
Duesseldorf	2023/08/28	12:02	3.421 EUR	0.00	6
Berlin	2023/08/28	08:34	0.0319 EUR	0.00	1



## Company profile

### Company Logo



### Company Profile

-

### Contact Details

IDEANOMICS

--

----

Telefon: -

Fax: -

E-mail: -