

ACCURAY INC.

ISIN: **US0043971052**

WKN: **004397105**

Overview

2024/10/18 21:31:19

Price
1.72 EUR

Difference  1.78% (0.03)

General attributes

ISIN	US0043971052
Symbol	ARAY
Exchange	Stuttgart
Currency	EUR
Sector	Chemical / Pharmaceutical / Health
Security type	Stock
Market cap (m)	175 EUR
Benchmark	S&P 500

Market data

Bid (Bid size)	- (0)
Ask (Ask size)	- (0)
Open	1.67 EUR
High	1.72 EUR
Low	1.67 EUR
Close (prev. day)	1.69 EUR
VWAP	-
Volume (pcs)	0
Trading volume	0.00
Number of trades	8
Last size	0

Futures and Options








Related Futures	-
Related Options	-

5Y



Information about previous performance does not guarantee future performance.
Source: FactSet

Recent research

on sector		on market	
Date		Headline	Download
2024/09/27		Global Equity Ratings	
2024/09/11		Global Equity Ratings	
2024/09/05		Global Equity Ratings	
2024/08/12		Global Equity Ratings	
2024/07/24		Global Equity Ratings	

Details

2024/10/18 21:31:19

Price

1.72 EUR

Difference ▲ 1.78% (0.03)

General attributes

ISIN	US0043971052
Symbol	ARAY
Exchange	Stuttgart
Currency	EUR
Sector	Chemical / Pharmaceutical / Health
Security type	Stock
Market cap (m)	175 EUR
Benchmark	S&P 500

Market data

Bid (Bid size)	- (0)
Ask (Ask size)	- (0)
Open	1.67 EUR
High	1.72 EUR
Low	1.67 EUR
Close (prev. day)	1.69 EUR
VWAP	-
Volume (pcs)	0
Trading volume	0.00
Number of trades	8
Last size	0

Performance and Risk

	6m	1Y	3Y
Perf (%)	-16.50%	-36.76%	-46.25%
Perf (abs.)	-0.34	-1.00	-1.48
Beta	2.58	2.08	1.47
Volatility	96.44	76.14	65.42

5Y



Information about previous performance does not guarantee future performance.
Source: FactSet

Price data

Ø price 5 days Ø volume 5 days (pcs.)	1.68 EUR (0)
Ø price 30 days Ø volume 30 days (pcs.)	1.67 EUR (101)
Ø price 100 days Ø volume 100 days (pcs.)	1.69 EUR (54)
Ø price 250 days Ø volume 250 days (pcs.)	2.03 EUR (28)
YTD High date	2.70 EUR (2024/01/23)
YTD Low date	1.27 EUR (2024/08/14)
52 Weeks High date	2.72 EUR (2023/12/27)
52 Weeks Low date	1.27 EUR (2024/08/14)

Arbitrage views

Exchange	Date	Time	Price	Trading volume (mio.)	Number of trades
Tradegate	2024/10/18	22:26	1.74 EUR	0.00	1
Stuttgart	2024/10/18	21:31	1.72 EUR	0.00	8
Nasdaq	2024/10/18	22:00	1.89 USD	0.95	2,453
Munich	2024/10/18	08:01	1.71 EUR	0.00	2
London Stock	2023/08/	15:30	2.82 USD	0.00	1

Exchange	23					
Frankfurt	2024/10/18	08:03	1.66	EUR	0.00	2
Duesseldorf	2024/10/18	19:30	1.67	EUR	0.00	6
Berlin	2024/10/18	08:08	1.67	EUR	0.00	2

Company profile

Company Logo

ACCURAY

Company Profile

Contact Details

ACCURAY

--

Chesapeake Terrace 1310 94089
Sunnyvale, CA

Telefon: +1.408.716.4600

Fax: +1.408.716.4601

E-mail: investorrelations@accuray.com