


YARA INTERNATIONAL ASA

ISIN: NO0010208051 WKN: -

Overview

2024/10/18 08:10:28		
Price	28.28 EUR	
Difference		-1.94% (-0.56)

General attributes	
ISIN	NO0010208051
Symbol	YAR
Exchange	Duesseldorf
Currency	EUR
Sector	Chemical / Pharmaceutical / Health
Security type	Stock
Market cap (m)	7,348 EUR
Benchmark	NORWAY OSLO BORS ALL SHARE(TRG)

Market data	
Bid (Bid size)	-
Ask (Ask size)	-
Open	28.28 EUR
High	28.28 EUR
Low	28.28 EUR
Close (prev. day)	28.84 EUR
VWAP	-
Volume (pcs)	0
Trading volume	0.00
Number of trades	3
Last size	0










Futures and Options	
Related Futures	30
Related Options	-

PDF Downloads	
Company report: YARA INTERNATIONAL ASA	



Information about previous performance does not guarantee future performance.
Source: FactSet

Recent research

on sector			
Date		Headline	Download
2024/09/27		Global Equity Ratings	
2024/09/11		Global Equity Ratings	
2024/09/05		Global Equity Ratings	
2024/08/12		Global Equity Ratings	
2024/07/24		Global Equity Ratings	

Details

2024/10/18 08:10:28		
Price	28.28 EUR	
Difference	<div><div></div></div>	-1.94% (-0.56)

General attributes		
ISIN	NO0010208051	
Symbol	YAR	
Exchange	Duesseldorf	
Currency	EUR	
Sector	Chemical / Pharmaceutical / Health	
Security type	Stock	
Market cap (m)	7,348 EUR	
Benchmark	NORWAY OSLO BORS ALL SHARE(TRG)	

Market data		
Bid (Bid size)	-	
Ask (Ask size)	-	
Open	28.28 EUR	
High	28.28 EUR	
Low	28.28 EUR	
Close (prev. day)	28.84 EUR	
VWAP	-	
Volume (pcs)	0	
Trading volume	0.00	
Number of trades	3	
Last size	0	

Performance and Risk			
	6m	1Y	3Y
Perf (%)	+1.43%	-14.87%	-35.77%
Perf (abs.)	+0.40	-4.94	-15.75
Beta	0.71	0.76	0.72
Volatility	24.73	25.64	30.78



Information about previous performance does not guarantee future performance.
Source: FactSet

Price data	
Ø price 5 days Ø volume 5 days (pcs.)	28.91 EUR (0)
Ø price 30 days Ø volume 30 days (pcs.)	27.55 EUR (7)
Ø price 100 days Ø volume 100 days (pcs.)	26.47 EUR (3)
Ø price 250 days Ø volume 250 days (pcs.)	28.50 EUR (6)
YTD High date	32.19 EUR (2024/01/04)
YTD Low date	24.35 EUR (2024/08/06)
52 Weeks High date	32.99 EUR (2023/10/19)
52 Weeks Low date	24.35 EUR (2024/08/06)

All listings for YARA INTERNATIONAL ASA					
Exchange	Date	Time	Price	Trading volume (mio.)	Number of trades
Tradegate	2024/10/18	22:26	28.80 EUR	0.22	22
Stuttgart	2024/10/18	15:47	28.91 EUR	0.00	10
Munich	2024/10/18	08:05	28.81 EUR	0.00	2
London Stock Exchange European Trade Reporting	2024/10/18	16:20	341.90 NOK	0.00	2
Hanover	2024/	17:25	28.71 EUR	0.00	4

	10/18					
Frankfurt	2024/ 10/18	09:01	29.41 EUR	0.02		3
First North Stockholm	2024/ 10/18	18:00	344.80 NOK	0.01		2
FINRA other OTC Issues	2024/ 09/23	15:57	30.47 USD	0.01		2
Duesseldorf	2024/ 10/18	08:10	28.28 EUR	0.00		3
Berlin	2024/ 10/18	08:08	28.52 EUR	0.00		2

Company profile

Company Logo



Contact Details

YARA INTERNATIONAL ASA
--
Drammensveien 131 - 0277 Oslo
Telefon: +47-24-15-70-00
Fax: +
E-mail: -

PDF Downloads

Company report: YARA INTERNATIONAL ASA



Company Profile

Yara International ASA engages in the production, distribution, and sale of fertilizers. It operates through the following segments: Europe, Americas, Africa and Asia, Global Plants and Operational Excellence, Clean Ammonia, and Industrial Solutions. The Europe segment comprises sales, marketing and production within Europe. The Americas segment includes sales, marketing and production within the regional business units of North America, Latin America and Brazil. The Africa and Asia segment focuses on the sales, marketing, distribution and production of fertilizers and industrial products across the Asia-Pacific, Africa and Oceania regions. The Global Plants and Operational Excellence segment operates Yara's largest, and export oriented, production plants in Porsgrunn and in Sluiskil. The Clean Ammonia segment contains Yara's ammonia sales and logistics activity that plays a vital role in Yara's production system. The Industrial Solutions segment provides nitrogen-based solutions and services across a wide range of industries including automotive, construction, waste handling and circular economy, shipping, chemicals, mining and animal feed. The Company was founded in 1905 and is headquartered in Oslo, Norway.

Members of Management Board

Svein Tore Holsether	Chairman of Managing Board
Chrystel Monthean	Member of Executive Committee
Fernanda Lopes Larsen	Member of Executive Committee
Johan Labby	Member of Executive Committee
Jorge Noval	Member of Executive Committee
Kristine Ryssdal	Member of Executive Committee
Magnus Krogh Ankarstrand	Member of Executive Committee
Monica Andres Enriquez	Member of Executive Committee
Solveig Hellebust	Member of Executive Committee
Thor Giaever	Member of Executive Committee

Board of directors

Trond Berger	Chairman of Supervisory Board
Jannicke Hilland	Member of Supervisory Board
Tove Feld	Member of Supervisory Board
Eva Safrine Aspvik	Member of Supervisory Board
Geir Olav Sundbø	Member of Supervisory Board
Harald Thorstein	Member of Supervisory Board
John Thuestad	Member of Supervisory Board
Ragnhild Høimyr	Member of Supervisory Board
Rune Asle Bratteberg	Member of Supervisory Board
Therese Log Bergjord	Member of Supervisory Board
Tina Lawton	Member of Supervisory Board