

ALIBABA HEALTH INFORMATION TECHNOLOGY LTD

15 minutes delayed

ISIN: **BMG0171K1018**

WKN: -

Overview

2024/07/26 10:08:20 15 minutes delayed

Price

3.26 HKD

Difference  3.49% (0.11)

General attributes

ISIN BMG0171K1018

Symbol 241

Exchange Hong Kong Stock Exchange

Currency HKD

Sector Chemical / Pharmaceutical / Health

Security type Stock

Market cap (m) 6,189 EUR

Benchmark MSCI WORLD INDEX (STRD, UHD)

Market data

Bid (Bid size) -

Ask (Ask size) -

Open 3.18 HKD

High 3.29 HKD

Low 3.15 HKD

Close (prev. day) 3.15 HKD

VWAP 3.237218 HKD

Volume (pcs) -

Trading volume -

Number of trades -

Last size -

Futures and Options

Related Futures -

Related Options -

5Y













Information about previous performance does not guarantee future performance.

Source: FactSet

Recent research

on sector

Date	Headline	Download
2024/07/24	 Global Equity Ratings	
2024/07/12	 Global Equity Ratings	
2024/06/21	 Global Equity Ratings	
2024/06/14	 Global Equity Ratings	
2024/05/29	 Global Equity Ratings	

Details

2024/07/26 10:08:20 15 minutes delayed

Price

3.26 HKD

Difference ▲ 3.49% (0.11)

General attributes

ISIN	BMG0171K1018
Symbol	241
Exchange	Hong Kong Stock Exchange
Currency	HKD
Sector	Chemical / Pharmaceutical / Health
Security type	Stock
Market cap (m)	6,189 EUR
Benchmark	MSCI WORLD INDEX (STRD, UHD)

Market data

Bid (Bid size)	-
Ask (Ask size)	-
Open	3.18 HKD
High	3.29 HKD
Low	3.15 HKD
Close (prev. day)	3.15 HKD
VWAP	3.237218 HKD
Volume (pcs)	-
Trading volume	-
Number of trades	-
Last size	-

Performance and Risk

	6m	1Y	3Y
Perf (%)	+2.84%	-39.85%	-73.75%
Perf (abs.)	+0.09	-2.16	-9.16
Beta	1.02	1.02	0.77
Volatility	56.58	52.03	67.68

5Y



Information about previous performance does not guarantee future performance.
Source: FactSet

Price data

Ø price 5 days Ø volume 5 days (pcs.)	3.23 HKD (-)
Ø price 30 days Ø volume 30 days (pcs.)	3.28 HKD (-)
Ø price 100 days Ø volume 100 days (pcs.)	3.22 HKD (-)
Ø price 250 days Ø volume 250 days (pcs.)	3.89 HKD (-)
YTD High date	4.30 HKD (2024/01/02)
YTD Low date	2.59 HKD (2024/04/19)
52 Weeks High date	5.82 HKD (2023/08/01)
52 Weeks Low date	2.59 HKD (2024/04/19)

All listings for ALIBABA HEALTH INFORMATION TECHNOLOGY LTD

Exchange 📍	Date	Time	Price	Trading volume (mio.)	Number of trades
Tradegate	2024/07/26	22:26	0.3879 EUR	0.00	1
Stuttgart	2024/07/26	10:35	0.3782 EUR	0.00	4
Munich	2024/07/26	08:00	0.371 EUR	0.00	2
Hong Kong Stock Exchange	2024/07/26	10:08	3.26 HKD	-	-
Hanover	2024/07/26	08:01	0.3754 EUR	0.00	3

	26					
Frankfurt	2024/07/26	08:02	0.3711	EUR	0.00	2
FINRA other OTC Issues	2024/07/25	15:30	0.40	USD	0.00	1
Duesseldorf	2024/07/26	19:30	0.3805	EUR	0.00	7
Berlin	2024/07/26	21:05	0.3852	EUR	0.00	7

Company profile

Company Logo

Company Profile

Contact Details

ALIBABA HEALTH INFORMATION TECH

--

Telefon: -

Fax: -

E-mail: -