

ALIBABA HEALTH INFORMATION TECHNOLOGY LTD

15 minutes delayed

ISIN: **BMG0171K1018** WKN: -

Overview

2024/07/17 10:08:34 15 minutes delayed

Price

3.42 HKD

Difference  8.57% (0.27)

General attributes

ISIN BMG0171K1018

Symbol 241

Exchange Hong Kong Stock Exchange

Currency HKD

Sector Chemical / Pharmaceutical / Health

Security type Stock

Market cap (m) 6,466 EUR

Benchmark MSCI WORLD INDEX (STRD, UHD)

Market data

Bid (Bid size) -

Ask (Ask size) -

Open 3.22 HKD

High 3.46 HKD

Low 3.17 HKD

Close (prev. day) 3.15 HKD

VWAP 3.363366 HKD

Volume (pcs) -

Trading volume -

Number of trades -

Last size -

Futures and Options

Related Futures -

Related Options -











5Y



Information about previous performance does not guarantee future performance.
Source: FactSet

Recent research

on sector

Date	Headline	Download
2024/07/12	 Global Equity Ratings	
2024/06/21	 Global Equity Ratings	
2024/06/14	 Global Equity Ratings	
2024/05/29	 Global Equity Ratings	
2024/04/26	 Global Equity Ratings	

Details

2024/07/17 10:08:34 15 minutes delayed

Price

3.42 HKD

Difference ▲ 8.57% (0.27)

General attributes

ISIN	BMG0171K1018
Symbol	241
Exchange	Hong Kong Stock Exchange
Currency	HKD
Sector	Chemical / Pharmaceutical / Health
Security type	Stock
Market cap (m)	6,466 EUR
Benchmark	MSCI WORLD INDEX (STRD, UHD)

Market data

Bid (Bid size)	-
Ask (Ask size)	-
Open	3.22 HKD
High	3.46 HKD
Low	3.17 HKD
Close (prev. day)	3.15 HKD
VWAP	3.363366 HKD
Volume (pcs)	-
Trading volume	-
Number of trades	-
Last size	-

Performance and Risk

	6m	1Y	3Y
Perf (%)	+6.88%	-34.10%	-77.53%
Perf (abs.)	+0.22	-1.77	-11.80
Beta	1.29	1.06	0.75
Volatility	57.37	52.08	69.25

5Y



Information about previous performance does not guarantee future performance.
Source: FactSet

Price data

Ø price 5 days Ø volume 5 days (pcs.)	3.26 HKD (-)
Ø price 30 days Ø volume 30 days (pcs.)	3.37 HKD (-)
Ø price 100 days Ø volume 100 days (pcs.)	3.23 HKD (-)
Ø price 250 days Ø volume 250 days (pcs.)	3.93 HKD (-)
YTD High date	4.30 HKD (2024/01/02)
YTD Low date	2.59 HKD (2024/04/19)
52 Weeks High date	5.82 HKD (2023/08/01)
52 Weeks Low date	2.59 HKD (2024/04/19)

All listings for ALIBABA HEALTH INFORMATION TECHNOLOGY LTD

Exchange 📍	Date	Time	Price	Trading volume (mio.)	Number of trades
Tradegate	2024/07/17	14:07	0.386 EUR	0.02	4
Stuttgart	2024/07/17	10:32	0.3951 EUR	0.00	2
Munich	2024/07/17	08:41	0.3942 EUR	0.00	1
Hong Kong Stock Exchange	2024/07/17	10:08	3.42 HKD	-	-
Hanover	2024/07/17	08:06	0.3942 EUR	0.00	1

	17					
Frankfurt	2024/07/17	09:50	0.395 EUR	0.00		2
FINRA other OTC Issues	2024/07/16	15:38	0.39 USD	0.00		1
Duesseldorf	2024/07/17	12:30	0.395 EUR	0.00		3
Berlin	2024/07/17	13:09	0.4008 EUR	0.00		4

Company profile

Company Logo

Company Profile

Contact Details

ALIBABA HEALTH INFORMATION TECH

--

Telefon: -

Fax: -

E-mail: -