

ALIBABA HEALTH INFORMATION TECHNOLOGY LTD

15 minutes delayed

ISIN: **BMG0171K1018**

WKN: -

Overview

2023/06/02 10:08:34 15 minutes delayed

Price

4.85 HKD

Difference  4.75% (0.22)

General attributes

ISIN BMG0171K1018

Symbol 241

Exchange Hong Kong Stock Exchange

Currency HKD

Sector Chemical / Pharmaceutical / Health

Security type Stock

Market cap (m) 7,814 EUR

Benchmark MSCI WORLD INDEX (STRD, UHD)

Market data

Bid (Bid size) -

Ask (Ask size) -

Open 4.71 HKD

High 4.89 HKD

Low 4.71 HKD

Close (prev. day) 4.63 HKD

VWAP 4.834197 HKD

Volume (pcs) -

Trading volume -

Number of trades -

Last size -

Futures and Options

Related Futures -

Related Options -











5Y



Information about previous performance does not guarantee future performance.
Source: FactSet

Recent research

on sector

Date	Headline	Download
2023/06/01	 Global Equity Ratings	
2023/05/24	 Global Equity Ratings	
2023/05/03	 Global Equity Ratings	
2023/04/25	 Global Equity Ratings	
2023/03/28	 Global Equity Ratings	

Details

2023/06/02 10:08:34 15 minutes delayed

Price

4.85 HKD

Difference ▲ 4.75% (0.22)

General attributes

ISIN	BMG0171K1018
Symbol	241
Exchange	Hong Kong Stock Exchange
Currency	HKD
Sector	Chemical / Pharmaceutical / Health
Security type	Stock
Market cap (m)	7,814 EUR
Benchmark	MSCI WORLD INDEX (STRD, UHD)

Market data

Bid (Bid size)	-
Ask (Ask size)	-
Open	4.71 HKD
High	4.89 HKD
Low	4.71 HKD
Close (prev. day)	4.63 HKD
VWAP	4.834197 HKD
Volume (pcs)	-
Trading volume	-
Number of trades	-
Last size	-

Performance and Risk

	6m	1Y	3Y
Perf (%)	-33.10%	+23.72%	-75.63%
Perf (abs.)	-2.40	+0.93	-15.05
Beta	0.64	0.52	0.61
Volatility	65.48	71.99	70.96

5Y



Information about previous performance does not guarantee future performance.
Source: FactSet

Price data

Ø price 5 days Ø volume 5 days (pcs.)	4.70 HKD (-)
Ø price 30 days Ø volume 30 days (pcs.)	5.14 HKD (-)
Ø price 100 days Ø volume 100 days (pcs.)	5.95 HKD (-)
Ø price 250 days Ø volume 250 days (pcs.)	5.38 HKD (-)
YTD High date	7.96 HKD (2023/01/11)
YTD Low date	4.52 HKD (2023/06/01)
52 Weeks High date	10.14 HKD (2022/12/09)
52 Weeks Low date	3.00 HKD (2022/10/24)

All listings for ALIBABA HEALTH INFORMATION TECHNOLOGY LTD

Exchange 📍	Date	Time	Price	Trading volume (mio.)	Number of trades
Tradegate	2023/06/02	22:26	0.5838 EUR	0.01	5
Stuttgart	2023/06/02	15:34	0.57 EUR	0.01	9
Munich	2023/06/02	08:00	0.5526 EUR	0.00	1
Hong Kong Stock Exchange	2023/06/02	10:08	4.85 HKD	-	-
Hanover	2023/06/02	08:00	0.5526 EUR	0.00	1

	02					
Frankfurt	2023/06/02	08:03	0.5526	EUR	0.00	1
FINRA other OTC Issues	2023/06/02	17:43	0.6099	USD	0.00	2
Duesseldorf	2023/06/02	21:00	0.5608	EUR	0.00	12
Berlin	2023/06/02	21:05	0.5762	EUR	0.00	7
BX Swiss	2023/04/17	15:05	0.592	CHF	0.00	1

Company profile

Company Logo

Company Profile

Contact Details

ALIBABA HEALTH INFORMATION TECH

--

Telefon: -

Fax: -

E-mail: -