

## FISHER &amp; PAYKEL HEALTHCARE CORP NPV

ISIN: NZFAPE0001S2 WKN: FPH

## Overview

2024/04/22 15:30:02

Price

16.14 USD

Difference  3.20% (0.50)

## General attributes

ISIN NZFAPE0001S2

Symbol FPH

Exchange FINRA other OTC Issues

Currency USD

Sector Technology

Security type Stock

Market cap (m) 9,057 EUR

Benchmark MSCI WORLD INDEX (STRD, UHD)

## Market data

Bid (Bid size) -

Ask (Ask size) -

Open 16.14 USD

High 16.14 USD

Low 16.14 USD

Close (prev. day) 15.64 USD

VWAP 16.14 USD

Volume (pcs) 400

Trading volume 6,456.00

Number of trades 2

Last size 200

## Futures and Options

Related Futures -

Related Options 572

5Y













Information about previous performance does not guarantee future performance.

Source: FactSet

## Recent research

on sector

Date	Headline	Download
2024/04/26	 Global Equity Ratings	
2024/04/26	 Akciové trhy - denní zpráva	
2024/04/25	 Akciové trhy - denní zpráva	
2024/04/24	 Akciové trhy - denní zpráva	
2024/04/23	 Akciové trhy - denní zpráva	

## Details

2024/04/22 15:30:02

## Price

16.14 USD

Difference ▲ 3.20% (0.50)

## General attributes

ISIN	NZFAPE0001S2
Symbol	FPH
Exchange	FINRA other OTC Issues
Currency	USD
Sector	Technology
Security type	Stock
Market cap (m)	9,057 EUR
Benchmark	MSCI WORLD INDEX (STRD, UHD)

## Market data

Bid (Bid size)	-
Ask (Ask size)	-
Open	16.14 USD
High	16.14 USD
Low	16.14 USD
Close (prev. day)	15.64 USD
VWAP	16.14 USD
Volume (pcs)	400
Trading volume	6,456.00
Number of trades	2
Last size	200

## Performance and Risk

	6m	1Y	3Y
Perf (%)	-	-	-
Perf (abs.)	-	-	-
Beta	0.42	0.34	0.29
Volatility	13.82	18.83	24.85

5Y



Information about previous performance does not guarantee future performance.  
Source: FactSet

## Price data

Ø price 5 days   Ø volume 5 days (pcs.)	16.14 USD (127)
Ø price 30 days   Ø volume 30 days (pcs.)	15.69 USD (220)
Ø price 100 days   Ø volume 100 days (pcs.)	14.88 USD (414)
Ø price 250 days   Ø volume 250 days (pcs.)	14.37 USD (656)
YTD High   date	16.14 USD (2024/04/22)
YTD Low   date	14.00 USD (2024/01/25)
52 Weeks High   date	16.69 USD (2023/04/27)
52 Weeks Low   date	12.00 USD (2023/10/27)

## Arbitrage views

Exchange <span>⊕</span>	Date	Time	Price	Trading volume (mio.)	Number of trades
Stuttgart	2024/04/29	08:12	15.20 EUR	0.00	1
Munich	2024/04/29	08:09	15.20 EUR	0.00	1
Frankfurt	2024/04/29	08:15	15.20 EUR	0.00	1
FINRA other OTC Issues	2024/04/22	15:30	16.14 USD	0.01	2
Berlin	2024/04/29	09:36	15.50 EUR	0.00	2

	29					
Australian Securities Exchange	2024/04/29	08:10	25.39 AUD	3.82		3,211

## Company profile

### Company Logo

#### Contact Details

FISHER & PAYKEL

--

----

Telefon: -

Fax: -

E-mail: -

### Company Profile

-