

# TRANSURBAN GROUP TRIPLE STAPLED SECURITIES O.N.

ISIN: **AU000000TCL6** WKN: **TCL**

## Overview

2024/08/02 20:44:09

**Price**  
8.00 USD

**Difference**  -6.32% (-0.54)

### General attributes

ISIN	AU000000TCL6
Symbol	TCL
Exchange	FINRA other OTC Issues
Currency	USD
Sector	Construction
Security type	Stock
Market cap (m)	0
Benchmark	ASX ALL ORDINARIES INDEX

### Market data

Bid (Bid size)	-
Ask (Ask size)	-
Open	8.00 USD
High	8.00 USD
Low	8.00 USD
Close (prev. day)	8.54 USD
VWAP	8.00 USD
Volume (pcs)	278
Trading volume	2,224.00
Number of trades	2
Last size	212

### Futures and Options










Related Futures	-
Related Options	662

5Y



Information about previous performance does not guarantee future performance.  
**Source:** FactSet

### Recent research

on sector			
Date		Headline	Download
2024/07/24		Global Equity Ratings	
2024/07/12		Global Equity Ratings	
2024/06/21		Global Equity Ratings	
2024/06/14		Global Equity Ratings	
2024/05/29		Global Equity Ratings	

## Details

2024/08/02 20:44:09

### Price

8.00 USD

Difference ▼ -6.32% (-0.54)

### General attributes

ISIN	AU000000TCL6
Symbol	TCL
Exchange	FINRA other OTC Issues
Currency	USD
Sector	Construction
Security type	Stock
Market cap (m)	0
Benchmark	ASX ALL ORDINARIES INDEX

### Market data

Bid (Bid size)	-
Ask (Ask size)	-
Open	8.00 USD
High	8.00 USD
Low	8.00 USD
Close (prev. day)	8.54 USD
VWAP	8.00 USD
Volume (pcs)	278
Trading volume	2,224.00
Number of trades	2
Last size	212

### Performance and Risk

	6m	1Y	3Y
Perf (%)	-10.09%	-11.48%	-23.08%
Perf (abs.)	-0.90	-1.04	-2.40
Beta	0.82	0.93	0.69
Volatility	35.53	34.78	28.97

5Y



Information about previous performance does not guarantee future performance.  
Source: FactSet

### Price data

Ø price 5 days   Ø volume 5 days (pcs.)	8.40 USD (144)
Ø price 30 days   Ø volume 30 days (pcs.)	8.39 USD (579)
Ø price 100 days   Ø volume 100 days (pcs.)	8.34 USD (2,080)
Ø price 250 days   Ø volume 250 days (pcs.)	8.40 USD (2,196)
YTD High   date	9.40 USD (2024/01/05)
YTD Low   date	7.83 USD (2024/05/30)
52 Weeks High   date	9.72 USD (2023/12/21)
52 Weeks Low   date	7.29 USD (2023/10/23)

### Arbitrage views

Exchange <input type="checkbox"/>	Date	Time	Price	Trading volume (mio.)	Number of trades
Tradegate	2024/08/02	22:02	7.729 EUR	0.00	1
Stuttgart	2024/08/02	08:42	7.69 EUR	0.00	3
Munich	2024/08/02	08:00	7.652 EUR	0.00	2
Hamburg	2024/08/02	08:01	7.649 EUR	0.00	3
Frankfurt	2024/08/02	08:06	7.649 EUR	0.00	2

	02					
FINRA other OTC Issues	2024/08/02	20:44	8.00 USD	0.00		2
Duesseldorf	2024/08/02	19:30	7.548 EUR	0.00		5
Berlin	2024/08/02	08:10	7.651 EUR	0.00		3
Australian Securities Exchange	2024/08/02	08:10	12.87 AUD	55.44		9,835

## Company profile

### Company Logo



### Company Profile

-

### Contact Details

TRANSURBAN GROUP

--

Rialto South Tower- Level 43, 525 Collins  
Street - - Melbourne Victoria 3000

Telefon: (03) 9612-6999

Fax: (03) 9649 7380

E-mail: [corporate@transurban.com.au](mailto:corporate@transurban.com.au)