

TAMARACK VALLEY ENERGY LTD.

ISIN: CA87505Y4094 WKN: -

Overview

2023/02/03 21:45:04

Price

3.41 USD

Difference  0.59% (0.02)

General attributes

ISIN	CA87505Y4094
Symbol	TVE
Exchange	FINRA other OTC Issues
Currency	USD
Sector	Energy / Commodities
Security type	Stock
Market cap (m)	1,763 EUR
Benchmark	S&P/TSX 60 INDEX

Market data

Bid (Bid size)	-
Ask (Ask size)	-
Open	3.386 USD
High	3.5499 USD
Low	3.38 USD
Close (prev. day)	3.39 USD
VWAP	3.450476 USD
Volume (pcs)	38,638
Trading volume	133,026.95
Number of trades	78
Last size	500

Futures and Options

Related Futures	-
Related Options	-





5Y



Information about previous performance does not guarantee future performance.

Source: FactSet

Recent research

on sector		
Date	Headline	Download
2023/02/03	 Měsíční strategie - akcie	
2023/02/03	 Akciové trhy - denní zpráva	
2023/02/02	 Akciové trhy - denní zpráva	
2023/02/01	 Akciové trhy - denní zpráva	
2023/01/31	 Akciové trhy - denní zpráva	

Details

2023/02/03 21:45:04

Price

3.41 USD

Difference ▲ 0.59% (0.02)

General attributes

ISIN	CA87505Y4094
Symbol	TVE
Exchange	FINRA other OTC Issues
Currency	USD
Sector	Energy / Commodities
Security type	Stock
Market cap (m)	1,763 EUR
Benchmark	S&P/TSX 60 INDEX

Market data

Bid (Bid size)	-
Ask (Ask size)	-
Open	3.386 USD
High	3.5499 USD
Low	3.38 USD
Close (prev. day)	3.39 USD
VWAP	3.450476 USD
Volume (pcs)	38,638
Trading volume	133,026.95
Number of trades	78
Last size	500

Performance and Risk

	6m	1Y	3Y
Perf (%)	+9.70%	-14.99%	+167.70%
Perf (abs.)	+0.30	-0.60	+2.14
Beta	1.61	1.95	1.90
Volatility	56.21	60.21	71.98

5Y



Information about previous performance does not guarantee future performance.
Source: FactSet

Price data

Ø price 5 days Ø volume 5 days (pcs.)	3.50 USD (225,704)
Ø price 30 days Ø volume 30 days (pcs.)	3.32 USD (93,956)
Ø price 100 days Ø volume 100 days (pcs.)	3.35 USD (99,645)
Ø price 250 days Ø volume 250 days (pcs.)	3.57 USD (105,180)
YTD High date	3.68 USD (2023/01/30)
YTD Low date	2.97 USD (2023/01/04)
52 Weeks High date	5.37 USD (2022/06/08)
52 Weeks Low date	2.39 USD (2022/09/26)

All listings for TAMARACK VALLEY ENERGY LTD.

Exchange ⊕	Date	Time	Price	Trading volume (mio.)	Number of trades
Tradegate	2023/02/03	22:02	3.16 EUR	0.00	3
Toronto Stock Exchange	2023/02/03	22:00	4.58 CAD	12.13	3,242
Frankfurt	2023/02/03	08:07	3.02 EUR	0.00	1
FINRA other OTC Issues	2023/02/03	21:45	3.41 USD	0.13	78

Company profile

Company Logo



Company Profile

-

Contact Details

TAMARACK VALLEY ENERGY

--

Telefon: -

Fax: -

E-mail: -