

SMC CORP

ISIN: JP3162600005

WKN: 6273

Overview

2024/09/18 19:02:36

Price

413.56 USD

Difference  -0.69% (-2.89)

General attributes

ISIN	JP3162600005
Symbol	6273
Exchange	FINRA other OTC Issues
Currency	USD
Sector	Automotive
Security type	Stock
Market cap (m)	25,062 EUR
Benchmark	NIKKEI 225

Market data

Bid (Bid size)	-
Ask (Ask size)	-
Open	414.70 USD
High	432.55 USD
Low	396.85 USD
Close (prev. day)	416.45 USD
VWAP	406.162804 USD
Volume (pcs)	577
Trading volume	234,355.94
Number of trades	89
Last size	26

Futures and Options

Related Futures	-
Related Options	-











5Y



Information about previous performance does not guarantee future performance.

Source: FactSet

Recent research

on sector		on market	
Date		Headline	Download
2024/09/17		GEVORKYAN Podniková analýza	
2024/09/11		Global Equity Ratings	
2024/09/09		GEVORKYAN Podniková analýza	
2024/09/05		Global Equity Ratings	
2024/08/12		Global Equity Ratings	

Details

2024/09/18 19:02:36

Price

413.56 USD

Difference ▼ -0.69% (-2.89)

General attributes

ISIN	JP3162600005
Symbol	6273
Exchange	FINRA other OTC Issues
Currency	USD
Sector	Automotive
Security type	Stock
Market cap (m)	25,062 EUR
Benchmark	NIKKEI 225

Market data

Bid (Bid size)	-
Ask (Ask size)	-
Open	414.70 USD
High	432.55 USD
Low	396.85 USD
Close (prev. day)	416.45 USD
VWAP	406.162804 USD
Volume (pcs)	577
Trading volume	234,355.94
Number of trades	89
Last size	26

Performance and Risk

	6m	1Y	3Y
Perf (%)	-28.62%	-12.71%	-42.28%
Perf (abs.)	-167.01	-60.64	-305.05
Beta	-	-	-
Volatility	36.38	36.32	33.96

5Y



Information about previous performance does not guarantee future performance.
Source: FactSet

Price data

Ø price 5 days Ø volume 5 days (pcs.)	424.59 USD (4,749)
Ø price 30 days Ø volume 30 days (pcs.)	441.84 USD (1,953)
Ø price 100 days Ø volume 100 days (pcs.)	483.81 USD (1,367)
Ø price 250 days Ø volume 250 days (pcs.)	509.71 USD (1,369)
YTD High date	622.00 USD (2024/03/04)
YTD Low date	394.00 USD (2024/09/10)
52 Weeks High date	622.00 USD (2024/03/04)
52 Weeks Low date	394.00 USD (2024/09/10)

Arbitrage views

Exchange ⊕	Date	Time	Price	Trading volume (mio.)	Number of trades
Tradegate	2024/09/17	22:02	376.00 EUR	0.00	1
Tokyo Stock Exchange	2024/09/18	08:00	58,760.00 JPY	127.08	1,309
Stuttgart	2024/09/18	08:01	370.00 EUR	0.00	1
Munich	2024/09/18	08:13	376.00 EUR	0.00	1
Frankfurt	2024/09/18	08:17	370.00 EUR	0.00	1

	18					
FINRA other OTC Issues	2024/09/18	19:02	413.56 USD	0.23		89
Duesseldorf	2024/09/18	16:30	368.00 EUR	0.00		4
Berlin	2024/09/18	08:07	372.00 EUR	0.00		1

Company profile

Company Logo



Company Profile

-

Contact Details

SMC

--

16-4, Shimbashi 1-chrome Minato-ku -
105-8659 Tokyo

Telefon: 03-3502-8271

Fax: 03-5512-7228

E-mail: -