

## ORIENT OVERSEAS (INTL.) LTD.

ISIN: **BMG677491539** WKN: -

## Overview

2024/05/31 15:39:14

Price

16.75 USD

Difference  -3.46% (-0.60)

## General attributes

ISIN BMG677491539

Symbol 316

Exchange FINRA other OTC Issues

Currency USD

Sector Transport

Security type Stock

Market cap (m) 8,440 EUR

Benchmark MSCI WORLD INDEX (STRD, UHD)

## Market data

Bid (Bid size) -

Ask (Ask size) -

Open 16.75 USD

High 16.75 USD

Low 16.75 USD

Close (prev. day) 17.35 USD

VWAP 16.75 USD

Volume (pcs) 1,600

Trading volume 26,800.00

Number of trades 2

Last size 800

## Futures and Options

Related Futures -

Related Options -

5Y













Information about previous performance does not guarantee future performance.

Source: FactSet

## Recent research

on sector

Date	Headline	Download
2024/08/12	 Global Equity Ratings	
2024/07/24	 Global Equity Ratings	
2024/07/12	 Global Equity Ratings	
2024/06/21	 Global Equity Ratings	
2024/06/14	 Global Equity Ratings	

## Details

2024/05/31 15:39:14

## Price

16.75 USD

Difference  -3.46% (-0.60)

## General attributes

ISIN	BMG677491539
Symbol	316
Exchange	FINRA other OTC Issues
Currency	USD
Sector	Transport
Security type	Stock
Market cap (m)	8,440 EUR
Benchmark	MSCI WORLD INDEX (STRD, UHD)

## Market data

Bid (Bid size)	-
Ask (Ask size)	-
Open	16.75 USD
High	16.75 USD
Low	16.75 USD
Close (prev. day)	17.35 USD
VWAP	16.75 USD
Volume (pcs)	1,600
Trading volume	26,800.00
Number of trades	2
Last size	800

## Performance and Risk

	6m	1Y	3Y
Perf (%)	-	-	-
Perf (abs.)	-	-	-
Beta	0.57	0.38	0.60
Volatility	36.62	33.19	64.00

5Y



Information about previous performance does not guarantee future performance.  
Source: FactSet

## Price data

Ø price 5 days   Ø volume 5 days (pcs.)	- USD (11)
Ø price 30 days   Ø volume 30 days (pcs.)	- USD (37)
Ø price 100 days   Ø volume 100 days (pcs.)	14.69 USD (416)
Ø price 250 days   Ø volume 250 days (pcs.)	14.09 USD (320)
YTD High   date	17.73 USD (2024/05/14)
YTD Low   date	11.98 USD (2024/04/17)
52 Weeks High   date	17.73 USD (2024/05/14)
52 Weeks Low   date	11.69 USD (2023/12/11)

## All listings for ORIENT OVERSEAS (INTL.) LTD.

Exchange 	Date	Time	Price	Trading volume (mio.)	Number of trades
Tradegate	2024/08/16	22:26	12.44 EUR	0.01	2
Stuttgart	2024/08/16	10:32	12.62 EUR	0.00	4
Munich	2024/08/16	08:12	12.55 EUR	0.00	2
Hong Kong Stock Exchange	2024/08/16	10:08	109.30 HKD	-	-
Frankfurt	2024/08/16	08:04	12.55 EUR	0.00	2

	16					
FINRA other OTC Issues	2024/05/31	15:39	16.75 USD	0.03		2
Duesseldorf	2024/08/16	19:30	12.25 EUR	0.00		6
Berlin	2024/08/16	08:08	12.56 EUR	0.00		3

## Company profile

### Company Logo



### Company Profile

-

### Contact Details

ORIENT OVERSEAS INT

--

33rd Floor, Harbour Centre 25 Harbour Road  
-- Wanchai, Hong Kong

Telefon: +852 2833 3888

Fax: +852 2531 8147

E-mail: [ken.cambie@oilgroup.com](mailto:ken.cambie@oilgroup.com)