

ORIENT OVERSEAS (INTL.) LTD.

ISIN: **BMG677491539** WKN: -

Overview

2024/05/31 15:39:14

Price

16.75 USD

Difference  -3.46% (-0.60)

General attributes

ISIN BMG677491539

Symbol 316

Exchange FINRA other OTC Issues

Currency USD

Sector Transport

Security type Stock

Market cap (m) 8,403 EUR

Benchmark MSCI WORLD INDEX (STRD, UHD)

Market data

Bid (Bid size) -

Ask (Ask size) -

Open 16.75 USD

High 16.75 USD

Low 16.75 USD

Close (prev. day) 17.35 USD

VWAP 16.75 USD

Volume (pcs) 1,600

Trading volume 26,800.00

Number of trades 2

Last size 800

Futures and Options

Related Futures -

Related Options -

5Y













Information about previous performance does not guarantee future performance.

Source: FactSet

Recent research

on sector

Date		Headline	Download
2024/07/12		Global Equity Ratings	
2024/06/21		Global Equity Ratings	
2024/06/14		Global Equity Ratings	
2024/05/29		Global Equity Ratings	
2024/04/26		Global Equity Ratings	

Details

2024/05/31 15:39:14

Price

16.75 USD

Difference  -3.46% (-0.60)

General attributes

ISIN	BMG677491539
Symbol	316
Exchange	FINRA other OTC Issues
Currency	USD
Sector	Transport
Security type	Stock
Market cap (m)	8,403 EUR
Benchmark	MSCI WORLD INDEX (STRD, UHD)

Market data

Bid (Bid size)	-
Ask (Ask size)	-
Open	16.75 USD
High	16.75 USD
Low	16.75 USD
Close (prev. day)	17.35 USD
VWAP	16.75 USD
Volume (pcs)	1,600
Trading volume	26,800.00
Number of trades	2
Last size	800

Performance and Risk

	6m	1Y	3Y
Perf (%)	-	-	-
Perf (abs.)	-	-	-
Beta	0.23	0.22	0.59
Volatility	41.86	35.07	64.22

5Y



Information about previous performance does not guarantee future performance.
Source: FactSet

Price data

Ø price 5 days Ø volume 5 days (pcs.)	- USD (5)
Ø price 30 days Ø volume 30 days (pcs.)	- USD (4)
Ø price 100 days Ø volume 100 days (pcs.)	14.93 USD (423)
Ø price 250 days Ø volume 250 days (pcs.)	14.46 USD (344)
YTD High date	17.73 USD (2024/05/14)
YTD Low date	11.98 USD (2024/04/17)
52 Weeks High date	17.73 USD (2024/05/14)
52 Weeks Low date	11.69 USD (2023/12/11)

All listings for ORIENT OVERSEAS (INTL.) LTD.

Exchange 	Date	Time	Price	Trading volume (mio.)	Number of trades
Tradegate	2024/07/17	17:41	12.99 EUR	0.00	2
Stuttgart	2024/07/17	10:32	12.58 EUR	0.00	2
Munich	2024/07/17	08:18	12.89 EUR	0.00	1
Hong Kong Stock Exchange	2024/07/17	10:08	108.30 HKD	-	-
Frankfurt	2024/07/17	08:07	12.47 EUR	0.00	1

	17					
FINRA other OTC Issues	2024/05/ 31	15:39	16.75 USD	0.03		2
Duesseldorf	2024/07/ 17	16:30	12.47 EUR	0.00		4
Berlin	2024/07/ 17	08:08	12.47 EUR	0.00		1

Company profile

Company Logo



Orient Overseas (International) Ltd

Company Profile

-

Contact Details

ORIENT OVERSEAS INT

--

33rd Floor, Harbour Centre 25 Harbour Road
-- Wanchai, Hong Kong

Telefon: +852 2833 3888

Fax: +852 2531 8147

E-mail: ken.cambie@oilgroup.com