

## ORIENT OVERSEAS (INTL.) LTD.

ISIN: **BMG677491539** WKN: -

## Overview

2024/04/18 15:40:14

Price

12.36 USD

Difference  3.22% (0.39)

## General attributes

ISIN BMG677491539

Symbol 316

Exchange FINRA other OTC Issues

Currency USD

Sector Transport

Security type Stock

Market cap (m) 8,283 EUR

Benchmark MSCI WORLD INDEX (STRD, UHD)

## Market data

Bid (Bid size) -

Ask (Ask size) -

Open 12.36 USD

High 12.36 USD

Low 12.36 USD

Close (prev. day) 11.975 USD

VWAP 12.36 USD

Volume (pcs) 300

Trading volume 3,708.00

Number of trades 3

Last size 100

## Futures and Options

Related Futures -

Related Options -

5Y













Information about previous performance does not guarantee future performance.

Source: FactSet

## Recent research

on sector

Date	Headline	Download
2024/04/03	 Global Equity Ratings	
2024/03/13	 Global Equity Ratings	
2024/02/22	 Global Equity Ratings	
2024/02/14	 Global Equity Ratings	
2024/01/23	 Global Equity Ratings	

## Details

2024/04/18 15:40:14

## Price

12.36 USD

Difference ▲ 3.22% (0.39)

## General attributes

ISIN	BMG677491539
Symbol	316
Exchange	FINRA other OTC Issues
Currency	USD
Sector	Transport
Security type	Stock
Market cap (m)	8,283 EUR
Benchmark	MSCI WORLD INDEX (STRD, UHD)

## Market data

Bid (Bid size)	-
Ask (Ask size)	-
Open	12.36 USD
High	12.36 USD
Low	12.36 USD
Close (prev. day)	11.975 USD
VWAP	12.36 USD
Volume (pcs)	300
Trading volume	3,708.00
Number of trades	3
Last size	100

## Performance and Risk

	6m	1Y	3Y
Perf (%)	+0.43%	-	-26.73%
Perf (abs.)	+0.05	-	-4.51
Beta	-0.13	0.69	0.60
Volatility	31.87	58.65	66.26

5Y



Information about previous performance does not guarantee future performance.  
Source: FactSet

## Price data

Ø price 5 days   Ø volume 5 days (pcs.)	12.17 USD (200)
Ø price 30 days   Ø volume 30 days (pcs.)	13.79 USD (1,091)
Ø price 100 days   Ø volume 100 days (pcs.)	13.90 USD (531)
Ø price 250 days   Ø volume 250 days (pcs.)	14.40 USD (378)
YTD High   date	16.17 USD (2024/03/18)
YTD Low   date	11.98 USD (2024/04/17)
52 Weeks High   date	20.80 USD (2023/04/25)
52 Weeks Low   date	11.69 USD (2023/12/11)

## All listings for ORIENT OVERSEAS (INTL.) LTD.

Exchange	Date	Time	Price	Trading volume (mio.)	Number of trades
Tradegate	2024/04/22	22:26	12.62 EUR	0.00	1
Stuttgart	2024/04/22	10:36	12.40 EUR	0.00	4
Munich	2024/04/22	08:13	12.33 EUR	0.00	2
Hong Kong Stock Exchange	2024/04/23	07:23	105.20 HKD	-	-
Frankfurt	2024/04/23	09:19	12.52 EUR	0.00	1

	22					
FINRA other OTC Issues	2024/04/18	15:40	12.36 USD	0.00		3
Duesseldorf	2024/04/22	19:30	12.34 EUR	0.00		7
Berlin	2024/04/22	08:08	12.35 EUR	0.00		2

## Company profile

### Company Logo



### Company Profile

-

### Contact Details

ORIENT OVERSEAS INT

--

33rd Floor, Harbour Centre 25 Harbour Road  
-- Wanchai, Hong Kong

Telefon: +852 2833 3888

Fax: +852 2531 8147

E-mail: [ken.cambie@oilgroup.com](mailto:ken.cambie@oilgroup.com)