

## OKI ELECTRIC INDUSTRY CORP LTD.

ISIN: JP3194000000 WKN: 6703

## Overview

2023/11/29 02:10:00

Price  
6.44 USDDifference  0.00% (0.00)

## General attributes

ISIN	JP3194000000
Symbol	6703
Exchange	FINRA other OTC Issues
Currency	USD
Sector	Industry
Security type	Stock
Market cap (m)	579 EUR
Benchmark	NIKKEI 225

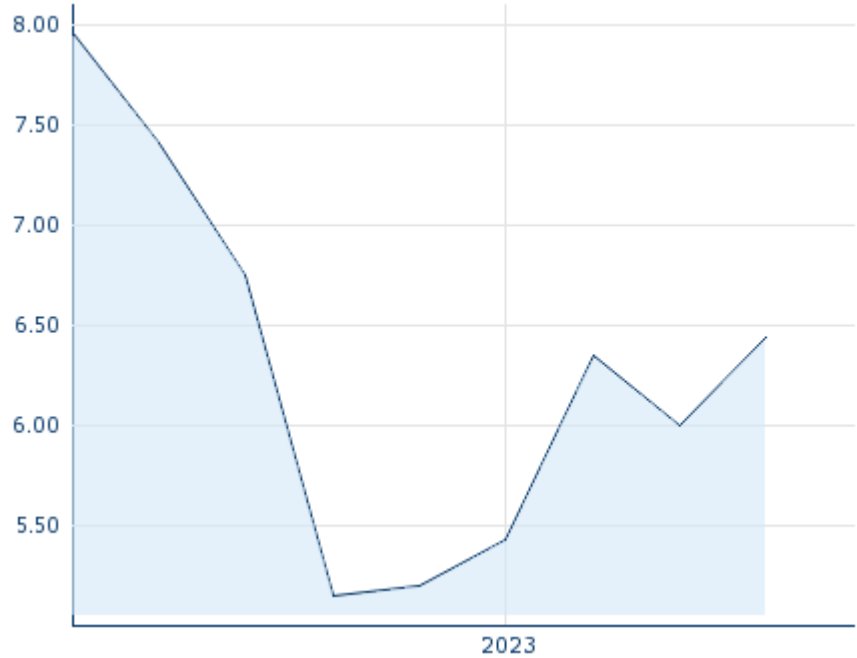
## Market data

Bid (Bid size)	-
Ask (Ask size)	-
Open	6.44 USD
High	6.44 USD
Low	6.44 USD
Close (prev. day)	6.44 USD
VWAP	6.44 USD
Volume (pcs)	100
Trading volume	644.00
Number of trades	1
Last size	0

## Futures and Options






Related Futures	-
Related Options	-

5Y



Information about previous performance does not guarantee future performance.  
Source: FactSet

## Recent research

on sector		on market	
Date		Headline	Download
2024/04/26		Global Equity Ratings	
2024/04/03		Global Equity Ratings	
2024/03/13		Global Equity Ratings	
2024/02/22		Global Equity Ratings	
2024/02/14		Global Equity Ratings	

## Details

2023/11/29 02:10:00

Price  
6.44 USDDifference ➔ 0.00% (0.00)

## General attributes

ISIN	JP3194000000
Symbol	6703
Exchange	FINRA other OTC Issues
Currency	USD
Sector	Industry
Security type	Stock
Market cap (m)	579 EUR
Benchmark	NIKKEI 225

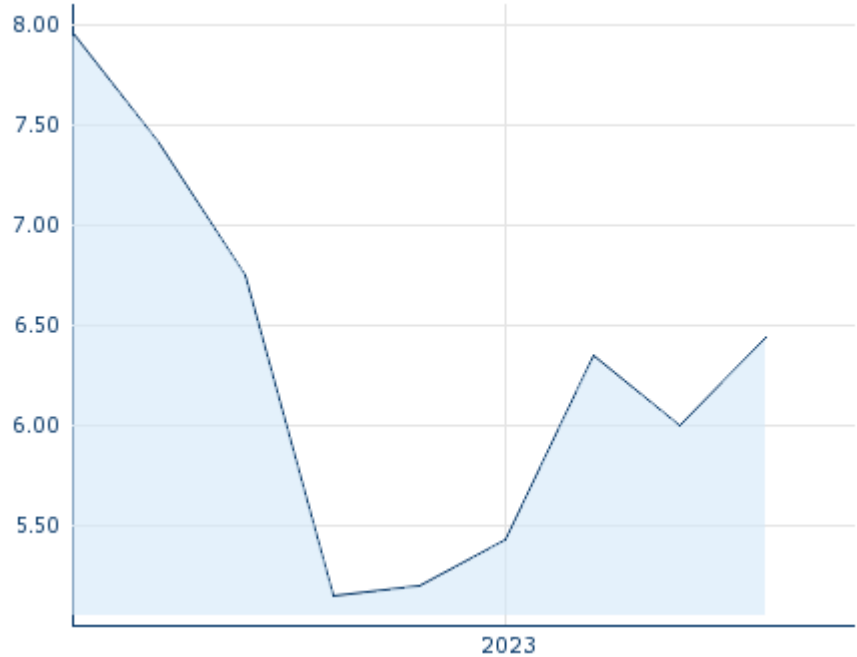
## Market data

Bid (Bid size)	-
Ask (Ask size)	-
Open	6.44 USD
High	6.44 USD
Low	6.44 USD
Close (prev. day)	6.44 USD
VWAP	6.44 USD
Volume (pcs)	100
Trading volume	644.00
Number of trades	1
Last size	0

## Performance and Risk

	6m	1Y	3Y
Perf (%)	-	-	-
Perf (abs.)	-	-	-
Beta	0.91	0.89	0.78
Volatility	102.18	63.78	46.65

5Y



Information about previous performance does not guarantee future performance.  
Source: FactSet

## Price data

Ø price 5 days   Ø volume 5 days (pcs.)	- USD (-)
Ø price 30 days   Ø volume 30 days (pcs.)	- USD (-)
Ø price 100 days   Ø volume 100 days (pcs.)	6.26 USD (5)
Ø price 250 days   Ø volume 250 days (pcs.)	5.76 USD (7)
YTD High   date	6.44 USD (2023/11/28)
YTD Low   date	5.20 USD (2022/12/30)
52 Weeks High   date	6.44 USD (2023/11/28)
52 Weeks Low   date	5.15 USD (2022/12/28)

## All listings for OKI ELECTRIC INDUSTRY CORP LTD.

Exchange <span style="color: green;">⊕</span>	Date	Time	Price	Trading volume (mio.)	Number of trades
Tokyo Stock Exchange	2024/04/26	08:00	1,125.00 JPY	4.25	735
Stuttgart	2024/04/26	08:07	6.60 EUR	0.00	3
Frankfurt	2024/04/26	08:03	6.60 EUR	0.00	2
FINRA other OTC Issues	2023/11/29	02:10	6.44 USD	0.00	1
Duesseldorf	2024/04/26	08:10	6.55 EUR	0.00	3



## Company profile

### Company Logo

The logo for OKI, consisting of the letters 'OKI' in a bold, red, sans-serif font.

### Company Profile

-

### Contact Details

OKI ELEC IND

--

1-7-12, Toranomom, Minato-ku - 105-8460  
Tokyo

Telefon: 03-3501-3111

Fax: 03-3581-5522

E-mail: -