

## NUFARM LTD.

ISIN: AU000000NUF3

WKN: NUF

## Overview

2024/05/07 15:30:02

Price

3.35 USD

Difference  -3.74% (-0.13)

## General attributes

ISIN AU000000NUF3

Symbol NUF

Exchange FINRA other OTC Issues

Currency USD

Sector Chemical / Pharmaceutical / Health

Security type Stock

Market cap (m) 1,092 EUR

Benchmark MSCI WORLD INDEX (STRD, UHD)

## Market data

Bid (Bid size) -

Ask (Ask size) -

Open 3.35 USD

High 3.35 USD

Low 3.35 USD

Close (prev. day) 3.48 USD

VWAP 3.35 USD

Volume (pcs) 200

Trading volume 670.00

Number of trades 2

Last size 100

## Futures and Options

Related Futures -

Related Options -

5Y













Information about previous performance does not guarantee future performance.

Source: FactSet

## Recent research

on sector

Date	Headline	Download
2024/06/21	 Global Equity Ratings	
2024/06/14	 Global Equity Ratings	
2024/05/29	 Global Equity Ratings	
2024/04/26	 Global Equity Ratings	
2024/04/03	 Global Equity Ratings	

## Details

2024/05/07 15:30:02

## Price

3.35 USD

Difference ▼ -3.74% (-0.13)

## General attributes

ISIN AU000000NUF3

Symbol NUF

Exchange FINRA other OTC Issues

Currency USD

Sector Chemical / Pharmaceutical / Health

Security type Stock

Market cap (m) 1,092 EUR

Benchmark MSCI WORLD INDEX (STRD, UHD)

## Market data

Bid (Bid size) -

Ask (Ask size) -

Open 3.35 USD

High 3.35 USD

Low 3.35 USD

Close (prev. day) 3.48 USD

VWAP 3.35 USD

Volume (pcs) 200

Trading volume 670.00

Number of trades 2

Last size 100

## Performance and Risk

	6m	1Y	3Y
Perf (%)	-	-	-
Perf (abs.)	-	-	-
Beta	0.46	0.55	0.18
Volatility	20.55	72.70	70.14

5Y



Information about previous performance does not guarantee future performance.  
Source: FactSet

## Price data

Ø price 5 days   Ø volume 5 days (pcs.)	- USD (0)
Ø price 30 days   Ø volume 30 days (pcs.)	3.42 USD (7)
Ø price 100 days   Ø volume 100 days (pcs.)	3.47 USD (33)
Ø price 250 days   Ø volume 250 days (pcs.)	3.25 USD (77)
YTD High   date	3.51 USD (2024/03/25)
YTD Low   date	3.35 USD (2024/05/07)
52 Weeks High   date	3.73 USD (2023/07/27)
52 Weeks Low   date	2.76 USD (2023/10/26)

## Arbitrage views

Exchange <span>⊕</span>	Date	Time	Price	Trading volume (mio.)	Number of trades
Tradegate	2024/06/28	22:02	2.84 EUR	0.00	1
Stuttgart	2024/06/28	08:05	2.76 EUR	0.00	3
Munich	2024/06/28	08:03	2.90 EUR	0.00	2
Frankfurt	2024/06/28	08:10	2.80 EUR	0.00	2
FINRA other OTC Issues	2024/05/	15:30	3.35 USD	0.00	2

	07					
Duesseldorf	2024/06/28	08:10	2.80	EUR	0.00	3
Berlin	2024/06/28	21:46	2.86	EUR	0.00	11
Australian Securities Exchange	2024/06/28	08:10	4.60	AUD	6.07	2,670

## Company profile

### Company Logo



### Company Profile

-

### Contact Details

NUFARM

--

103-105 Pipe Road - 3026 LAVERTON  
NORTH, VIC

Telefon: +61 (03) 9282 1000

Fax: +61 (03) 9282 1007

E-mail:  
[corporate.information@au.nufarm.com](mailto:corporate.information@au.nufarm.com)